

STEPHEN C. O'CONNELL CENTER

Tech Pack

Table of Contents

Contact Information	2
Administrative Staff Responsibilities	3
Capacities	4
Dimensions	5
Technical Information.....	7
Parking and Loading Dock	9
Multiple Use / Dressing Rooms	12
Maps and Directions	14

STEPHEN C. O'CONNELL CENTER

Contact Information

Phone Numbers:

Administrative Offices: (352) 392-5500

Fax: (352) 392-7106

Physical Address:

Stephen C. O'Connell Center

250 Gale Lemerand Dr.

Gainesville, FL 32611

Shipping Address:

Stephen C. O'Connell Center

2132 Stadium Rd.

Suite 1232

Gainesville, FL 32611

Web Page:

<http://www.oconnellcenter.ufl.edu>

Administrative Staff Responsibilities

Director – Lynda Reinhart - lyndar@ufl.edu

- Contracts
- Show Contact
- Financials

Associate Director – Renee Musson - musson@ufl.edu

- Box Office
- Financials
- Marketing

Assistant Director of Production – Kevin Burgess - kmburgess@ufl.edu

- Technical Services
- Electricians
- TV Operations
- Telecom
- Rigging

Director of Operations – Jeremy Cynkar - cynkar@ufl.edu

- Operations
- Front of House

Assistant Director of Operations – David Lucier - dlucier@ufl.edu

- Operations
- Front of House

Production Manager – Oscar Bergeron-Oakes – obergeron@ufl.edu

- Technical Services
- Electricians
- TV Operations
- Telecom
- Rigging

Senior Event Coordinator – Cami Stincer – cami27@ufl.edu

- Operations
- Front of House

Senior Event Coordinator – David Straley – straley.david-scoc@mail.ufl.edu

- Operations
- Front of House

Event Support Coordinator – Tiffany Griffith – tiff2158@ufl.edu

- Recruiting/hiring/training Coordinator
- Merchandise

Assistant Box Office Manager – Kyle Mainieri – kmain@ufl.edu

- General Ticketing
- Group Sales

Capacities

Main Arena

Concerts:

- Full House – 9,800
 - Half House – 6,300
 - In the Round – 10,000 +

Speaking Engagement:

- Half House (Standard Set) – 5,800
 - Full House – 7,000 - 8,000

Athletics:

- Men's Basketball – 10,192
 - Women's Basketball – 6,997
 - Volleyball (typical) – 6,997
 - Gymnastics – 9,513

Banquets

- Floor – 90 tables (60" round)
- Lobby – 48 tables (60" round)

Expos:

- Level 1 ≈ 100 8' x 10' booths
 - Level 2 ≈ 120 8' x 10' booths
 - Total Exhibition Booths ≈ 220

Dimensions

Main Arena:

- Floor (Bleachers In) – 172'5" x 118'3" (~20,000 sq. ft.)
- Floor (Bleachers Fully Out) – 130'8" x 74'7" (~10,000 sq. ft.)
 - Additional level 1 bleacher truncations available

Height:

- Floor to Grid – 76' 6"
- Floor to Roof – 118'
- Floor to Level 2 – 16'

Concourse Level:

- Main Lobby – 120' x 100' (11,000 sq. ft.)
- Dance Studio – 52' x 45' (2200 sq. ft.)
- Florida Room – 46' x 32' (1450 sq. ft.)
- Practice Court – 100' x 65' (6300 sq. ft.)

• Level 1 Floor	– 20,000 ft ²	
• Level 2 Lobby	– 12,000 ft ²	
• Level 2 Concourse	– <u>15,000 ft²</u>	
Total Exhibition Space	47,000 ft²	Entire Building: 296,000 ft ²

Parking

- West Lot – 80 (2 Disabled) – Gated lot can be held for tour parking
- North Lot – 898 (26 Disabled)
- Garage – 451
- Total 1429 *There are additional parking areas in vicinity

Capacities – Meeting Rooms

A. Orange and Blue Room

- Theater Style – 420 people
- Banquet – 240 people

B. Performers Dressing Rooms

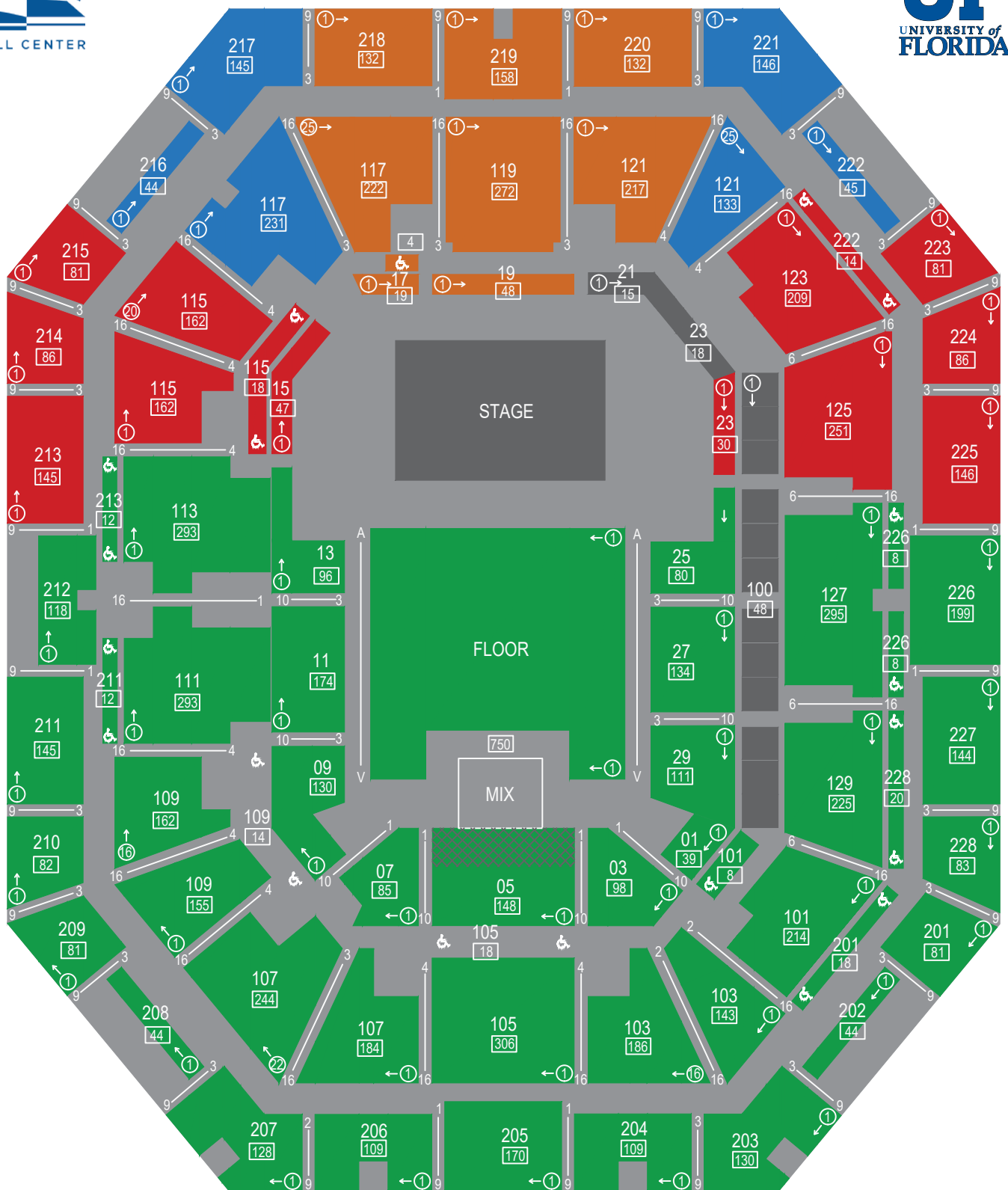
- 2 – 20 people
- 2 – 3-5 people

C. Practice Court – 500 people

D. Dance Studio – 300 people



STANDARD CONCERT SCALING



180 Scaling

Floor - 750
 Lower Level - 1,095
 100 Level - 2,700
 100 Level ADA - 40
 200 Level - 1,667
 200 Level ADA - 78
 Total - 6,330

240 Scaling

Floor - 750
 Lower Level - 1,172
 100 Level - 3,484
 100 Level ADA - 58
 200 Level - 2,292
 200 Level ADA - 92
 Total - 7,848

270 Scaling

Floor - 750
 Lower Level - 1,172
 100 Level - 3,848
 100 Level ADA - 58
 200 Level - 2,672
 200 Level ADA - 92
 Total - 8,592

360 Scaling

Floor - 750
 Lower Level - 1,239
 100 Level - 4,559
 100 Level ADA - 62
 200 Level - 3,094
 200 Level ADA - 92
 Total - 9,796

Technical Information

Rigging

- 80,000 lbs. Max Total - evenly distributed
- Rigging must avoid house PA conflicts – please provide rigging plot for confirmation
- Grid height - 76' 6" to bottom of grid
- Catwalk access to grid
- All rigging must be approved by House in advance of event load in

Power

Stage (In our typical end-stage configuration this service is located upstage-left)

- 2 – 120/208V - 200 A 3Ø disconnect
- 4 – 120/208V - 400 A 3Ø disconnect

Level 3

- 8 – 120/208V - 30 A 3Ø disconnect (Spotlight power)

Shore Power

Transformer 1 (In our typical end-stage configuration this service is located 300ft from upstage- left)

- 1 – 120/208V - 400 A 3Ø disconnect
- 1 – 120/208V - 200 A 3Ø disconnect
- 1 – 120/208V - 100 A 3Ø disconnect
- All of these services are fed from one transformer with a maximum of 120/208V -625 A 3Ø
- Can be fed into arena if additional services are required

Transformer 2 (In our typical end-stage configuration this service is located 250ft from upstage- left)

- 1 – 120/208V - 200 A 3Ø disconnect
- 1 – 120/208V - 100 A 3Ø disconnect

Transformer 3 (Bus Power – located in gated parking lot)

- 1 – 120/208V - 400A 3Ø disconnect

Portable Stage (StageRight)

- 40' x 80' (Max.)
- 4' x 8' Decks
- Staging Height – 2' to 3' and 4' to 6'
- Limited Supports to accommodate stage height of - 6" to 2'

Concert Barricade (StageRight)

- 18 – 4' Blow Through

Sound Capabilities

- House PA (Accommodates all home basketball games with capacity crowds)
- Small PA (up to 100 people)
- Medium PA (up to 250 people)
- Small Concert PA (up to 1000 people)

Lighting

- 4 Xenon Super Troupers
- House light control stage left (Gate 4 Level 1)

Forklifts

- 1 – 8,000 lb. Capacity
- 2 – 5,000 lb. Capacity
- 14' Max fork height
- LP Fuel on premises
- Daily rate \$250 plus labor

Communications

- 2 channel RTS com system with patchable throughout facility. Clearcom available upon request.

Pyrotechnics

- Please advance all special effects to ensure local health and safety concerns are addressed

Labor

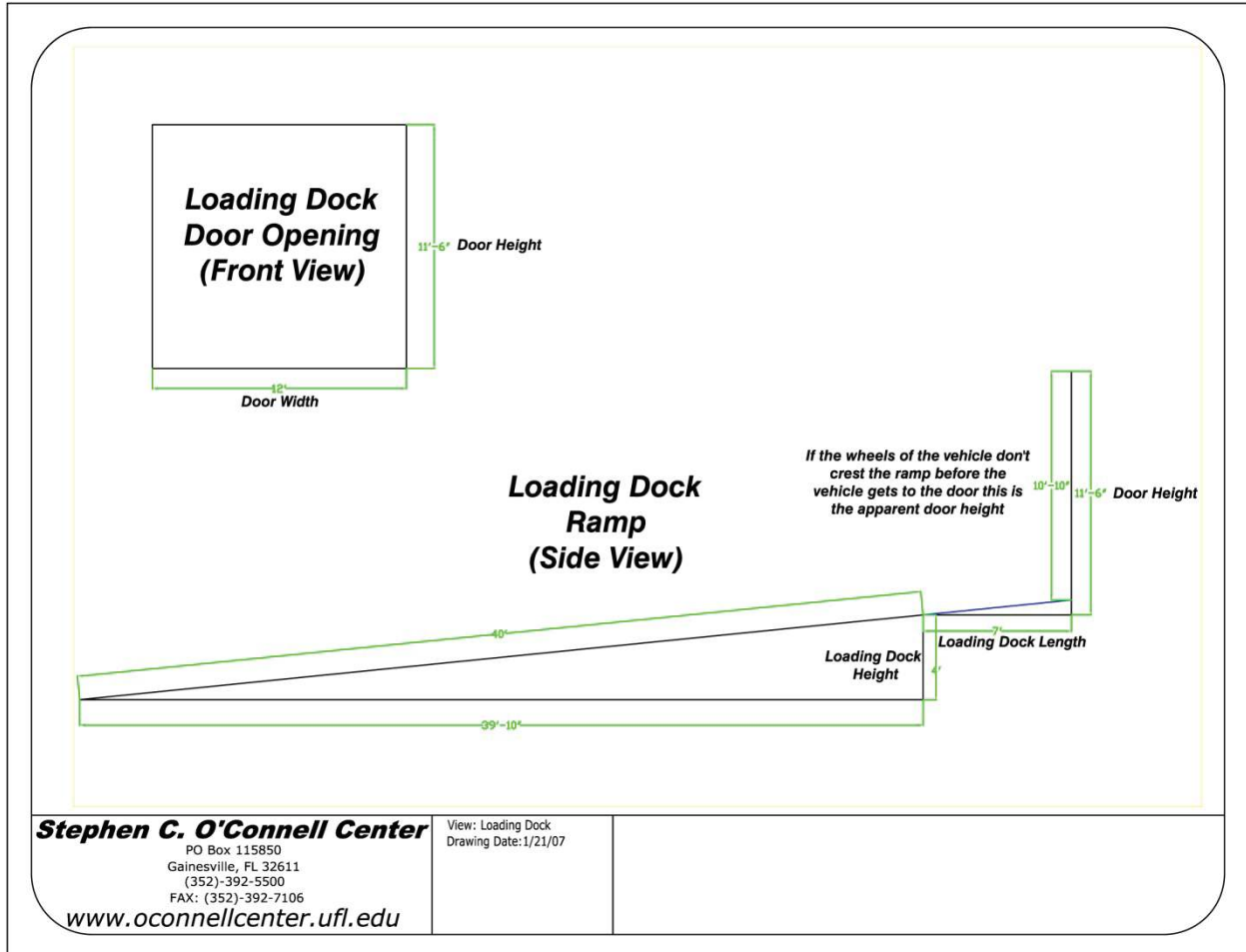
- Venue technical labor is a non-volunteer (paid) labor force that is comprised of mostly University of Florida students. They are trained, show up sober and on-time to load-in and load-out. This is not your typical college venue.

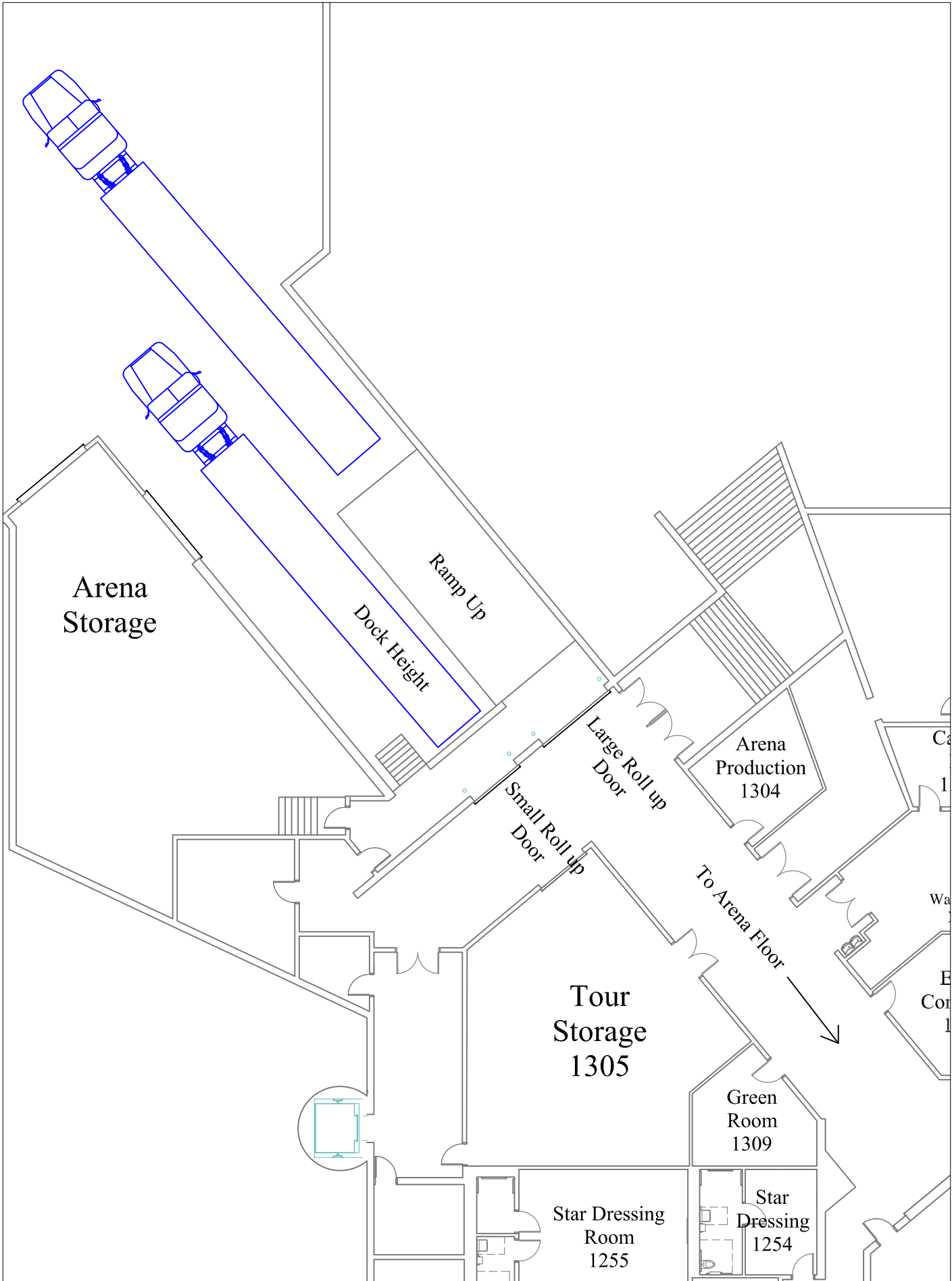
Parking and Loading Dock

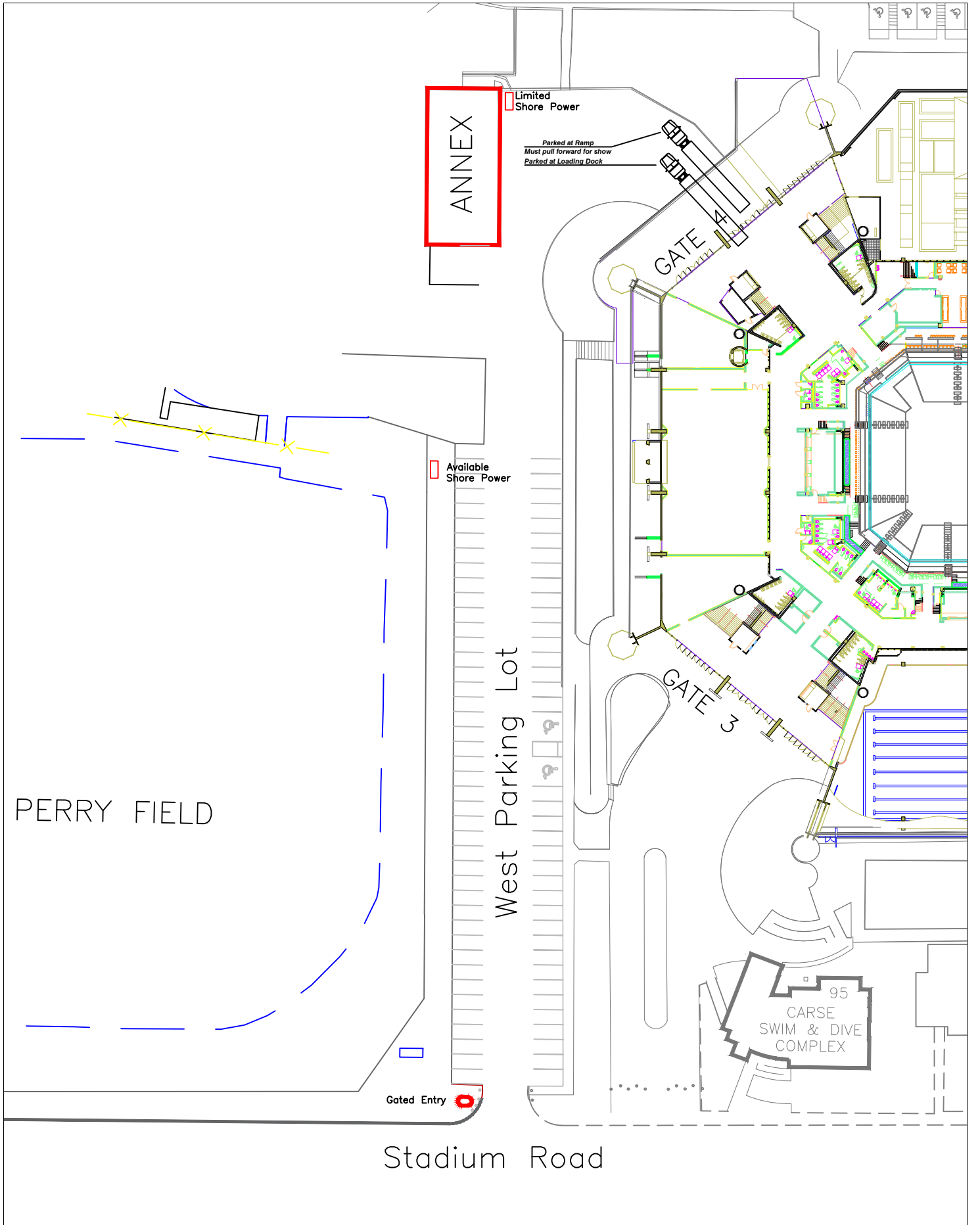
2 – Loading Docks

1 – Dock Height

1 – Ramp







ANNEX

Limited Shore Power

Parked at Ramp
Must pull forward for show
Parked at Loading Dock

GATE 4

GATE 3

95
CARSE
SWIM & DIVE
COMPLEX

PERRY FIELD

West Parking Lot

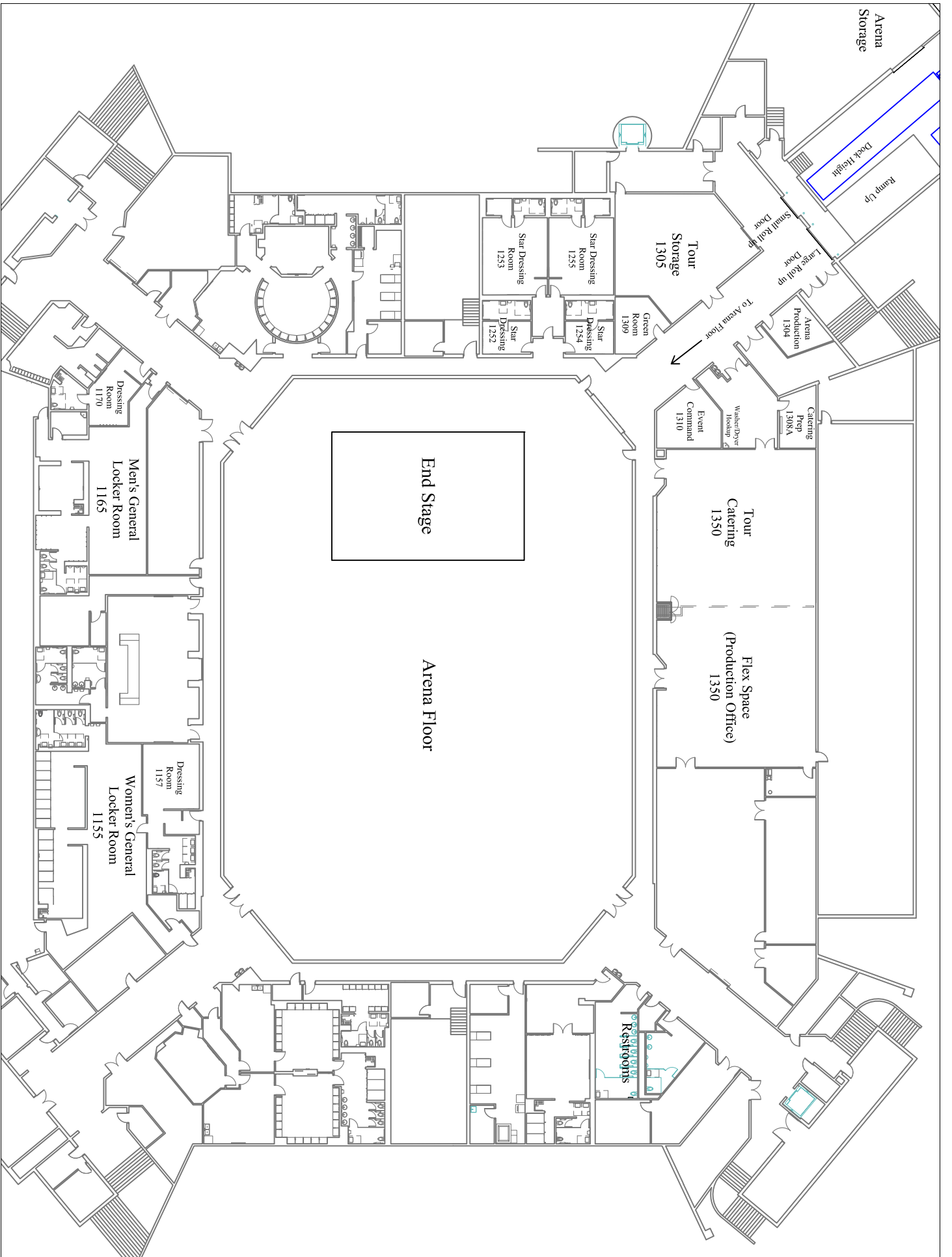
Available Shore Power

Gated Entry

Stadium Road

Multiple Use / Dressing Rooms

Room	Size	Capacity	#Toilets	#Showers	Existing Data Hookups	Additional Notes
Performers' Dressing Room – Rm. 1340	Small	4	1	1	Yes	
Performers' Dressing Room – Rm. 1360	Small	4	1	1	Yes	
Performers' Dressing Room – Rm. 1350	Large	20	1	3	Yes	
Performers' Dressing Room – Rm. 1355	Large	20	1	3	Yes	
Women's General Locker Room – Rm. 1230	Large	40	5	16	Yes	Separate Rooms w/ Adjoining Door
Visiting Team Locker Room #1—Rm. 1235	Large	20	1	3	Yes	
Men's General Locker Room – Rm. 1265A	Large	40	3 Stalls 3 Urinals	10	No	
Visiting Team Locker Room #2 – Rm. 1270	Large	20	1	3	Yes	
Orange and Blue Rooms – Rm. 1450	Very Large	300-450	0	0	Yes	Can be divided w/ operable Partition
Practice Court – Rm. 2350	Very Large	500	0	0	Yes	On Concourse, Back of House; Only use if necessary
Dance Studio – Rm. 2205	Very Large	100	0	0	Yes	On Concourse, Main Lobby; Only use if necessary
Florida Room – Rm. 2230	Very large	100	0	0	Yes	On Concourse, off Main Lobby; Only use if necessary



Maps and Directions

From Gainesville Regional Airport

- *approximately 30 minutes from UF* Upon leaving the Gainesville Airport, make a right turn onto 39th Avenue (SR 222), heading west. At US 441 (N.W. 13th Street) make a left turn, heading south. Continue South on 13th Street for several miles. At University Avenue make a right. Follow University Avenue past 3 lights to Gale Lemerand Drive and make a right. Then follow the *Once on Campus* directions.

From Orlando, Tampa or Tallahassee Airports

- *approximately 2.5 hours from UF*

Orlando - Follow the directional signs to the Florida Turnpike-North (Ocala/Wildwood) and ride it until it merges with I-75 and follow the *From I-75* directions below.

Tampa - Follow the directional signs to I-275 North. Stay on I-275 North until it merges with I-75 and follow the *From I-75* directions.

Tallahassee - Follow the directional signs to I-10. Take I-10 heading east towards Lake City until it meets I-75. Take I-75 south and follow the *From I-75* directions.

From Jacksonville Airport,

"Easy Way" - *approximately 2.5 hours from UF* Take I-95 South, toward Jacksonville, to I-295. Exit onto I-10 (Note: If you miss the I-295 exit, follow I-95 to where it intersects with I-10).

Take I-10 West (towards Tallahassee) to I-75 South. Then follow the *From I-75* directions.

"Short Route" - *approximately 2 hours from UF* Take I-10 only as far as US 301 (it will be one of the early exits) at Baldwin. Head south on 301 to Waldo. **CAUTION:** Beware of speed traps along 301, especially in Lawtey, Starke, Hampton, and Waldo. At Waldo, take a right onto SR 24 to Gainesville (has big sign for Gainesville). Follow SR 24 to 39th Avenue/SR 222, just past the airport. Turn right (West) onto 39 Avenue heading west. At 13th Street make a left turn heading south. At University Avenue make a right. Follow University Avenue past 3 lights to Gale Lemerand Drive and make a right. Then follow the *Once on Campus* directions.

From I-75

Take I-75 to exit 387 (old exit 76), Newberry Road. When you get off of the ramp go east for five miles; eventually Newberry Road becomes University Avenue (Note: You should pass the Oaks Mall on your right shortly after traveling on Newberry road.) Continue traveling East on University Ave. At the intersection of University Avenue and Gale Lemerand Drive take a right. Then follow the *Once on Campus* directions.

Once on Campus

Follow Gale Lemerand Drive (formerly North-South Drive) to Stadium Road and make a right. Follow just past the venue and take a right into the parking lot between the O'Connell center and the Baseball Stadium. This will lead right to our loading dock entrance. The phone number there is (352) 392-5500. Have a safe trip.