

# TACOMA DOME

## General Building Characteristics & Features

### **Tacoma Dome Capacities and Configurations**

- Arena capacities range from 3,000 – 22,000
- Ex. Hall capacity is 3,000
- Flexible curtain system allows for changes in configuration
- Black seat covers available for upper level seats
- Configuration expands as your tickets increase

### **Building specifications**

- Geodetic dome design; Built in 1983
- Arena: 110,000 sq. ft. of exhibit space
- Interior Arena Height: 152' (15 stories)
- Open Beam Ceiling
- Seat Color: Blue
- Stage Drape/Curtain Color/Seat Covers: Black

### **Arena Floor**

- 401' x 237' (110,000 sq. ft.) with seats retracted, accommodates 542 booths (10' x 10')
- Reinforced Concrete Floor
- Floor Load Capacity of 1,000 lbs. / psf.

### **Load-in / Load-out (Roll-up Doors)**

- 20' H x 24' W on East end of building; Two trucks at a time; Distance to floor: 100'; Straight load-in, no curves or ramps. (Back of House entry)
- 15' H x 24' W on West end of building; Two trucks at a time; Straight load-in, no curves or ramps. (FOH entry)
- Truck parking available in F-Lot

### **Rigging**

- 160' W x 384' D grid; 20" box truss
- Floor to Grid – 78' 3" to low steel, 80' 10" to high steel
- Grid beams running downstage to upstage on 16' centers
- Grid beams running right to left on 16' centers
- Open Beam Ceiling in Arena; Distance from beam to floor 90' – 155'
- Hanger node capacity 4,000 lbs
- Max live load on any one truss is 5,500 lbs.
- No rigging allowed in Exhibition Hall
- Boomlift required for anything not hung on the grid

### **Power**

- Behind East Wall (all 3 phase); (2) 100 AMP, (2) 200 AMP, (3) 400 AMP, (1) 600 AMP
- Bus Service (all 3 phase); (6) 208/60 AMP in H-LOT
- Main Transformer Location: Upstage; Power Grounds: Water

### **Staging**

- 126 pieces Stage Right 4' x 8' stage decks with stairs and skirting (72' x 56' stage)
- Stage heights available: 16"- 6'
- Stage barricade 80' All Access available

### **Lighting**

- General arena lighting with a combination of programmable metal-halide and quartz lights
- Lighting output of up to 200 ft. candles
- House lights located in press box (North side)
- Houselight Control: Switches

### **Sound**

- Interior public address system
- Portable system with mics/speakers/mix/podiums

### **Spotlights**

8 Zenon Supertrouper (2,000 watt) (not-moveable)  
4 Portable Lycien 3K

### **Backstage Accommodations**

#### Locker Rooms (Arena Level)

A	464 sq. ft.
B	464 sq. ft.
C	744 sq. ft.
D	744 sq. ft.
E	405 sq. ft. Front
E	480 sq. ft. Back
F Office #1	110 sq. ft. Front
F Office #2	220 sq. ft. Back

#### Dressing Rooms (Intermediate Level)

Room 220	640 sq. ft.
Room 222	1,161 sq. ft. Catering
Room 227	456 sq. ft.
Room 229	525 sq. ft.
Room 232	272 sq. ft.
Room 235	272 sq. ft.

- Shower facilities, semi-private restrooms, and other amenities.

#### Production Offices (Arena Level)

##### Located Upstage

Production Office	184 sq. ft.
Production #2	260 sq. ft. with restroom
Production #3	260 sq. ft. with restroom

### **Telephone / Wi-Fi / DSL hook-ups**

Free Public Wi-Fi is available throughout the building. There is a password protected back of house wireless network available. Your event manager can provide you with the password for the private network. All telephone / hard line internet drops must be ordered through CenturyLink at (855) 891-4083.

### **Ticketing**

Ticketmaster is the exclusive ticketing service of the Tacoma Dome. Seven ticket kiosks with a total of 14 ticket windows available for day of show sellers; Five will call windows.

# TACOMA DOME

## General Building Characteristics & Features

### **Equipment On-Site**

#### Forklifts

Only City of Tacoma employees may drive "on-site" forklifts.

There are nine (9) forklifts on-site; Eight machines have 4' forks, and one machine has 8' forks; Maximum reach height is 18'.

#### Tables and Chairs

100 (8' x 32") banquet tables  
30 (6' x 32") banquet tables  
20 (6' x 18") banquet tables  
125 (6' diameter) round tables  
1,000 banquet chairs  
2,200 cushioned folding chairs

#### Sports Equipment

- Regulation football carpet with two goals
- Robbins basketball floor with two hydra RIB goals
- 2 scoreboards

### **Security/Ticket Takers/Ushers**

- Staff Pro is the exclusive guest services company for all Tacoma Dome events
- Provides professional protection for the facilities, guests, and performers
- Electronic security system, including closed circuit TV cameras / monitors and 24 hour security coverage
- Trained crowd management and guest services personnel
- Booth security available upon request
- \$20.14 / hour for ushers, ticket takers and peer security
- \$22.75 / hour for supervisors, alcohol rovers
- \$29.14 / hour for manager

### **Catering**

- Event catering provided on-site by Centerplate (253) 593-7642
- Standard and speciality menu selections available
- Rooms available for private parties and VIP receptions

### **Concessions/Restaurant**

- Centerplate is the exclusive foodservice provider at the Tacoma Dome
- 30 concession locations, including 16 permanent and 14 portable stands.
- Computerized points of sale

### **Novelty Sales**

- Novelty sales managed by Dome. Contact is Jay Morehead at [jmbitterface@gmail.com](mailto:jmbitterface@gmail.com)

### **Exhibition Hall**

- 28,800 sq. ft. plus lobby / Capacity 3,000 occupants
- Ceiling height – 24' H, Load-in door is 24' W x 21' H
- Retractable floor to ceiling walls provide flexibility and various configurations; Carpeted lobby
- Sound and lighting systems available
- Power: 208 (3 phase), (3) 100 AMP, 60 AMP
- 100 amp services have Hubbell 100 amp receptacles
- No rigging permitted in the exhibition hall

### **Parking**

- 6 lots providing approximately 1,100 spaces
- 2 lots providing 65 disabled parking spaces
- 1 lot providing 21 Recreational Vehicle spaces
- Power / Water RV hook-ups available for a fee
- Shore power for 6 busses in secured lot (H Lot)

### **Police**

- Tacoma Police Department (exclusive)

### **Medics**

- Tacoma Fire Department (exclusive)

### **Water for Lasers**

- Location: Upstage; Water Pressure: 50 psi.

### **Stagehands**

Rhino NW (206) 396-6951 (non union)

I.A.T.S.E. (206) 441-1515 (union)

\* Promoter's choice for services

**FOR MORE INFORMATION, CALL**  
**(253) 272-3663**

EXIT 133

I-5 FREEWAY

I-5 FREEWAY

'G' LOT  
594 SPACES  
155,264 SQ. FT.

'F' LOT  
159 SPACES

'H' LOT  
STAFF PARKING  
ONLY



EAST 'F' STREET

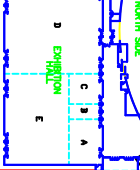
'E' LOT  
33 - Disabled

'P' LOT  
48 SPACES

'I' LOT  
RV PARKING  
23

'J' LOT  
144 SPACES  
48,500 SQ. FT.

Best Western Hotel



PLAZA

BROOKMAN ST.

BROOKMAN ST.

EAST 'D' STREET

'C' LOT  
120 SPACES

'A' LOT  
191,728 SQ. FT.  
562 SPACES

**LEMAY AUTO MUSEUM  
PROPERTY**

EAST 'D' STREET

EAST 'C' STREET

26TH STREET

27TH STREET

OFFRAMP

OFFRAMP



E 26TH ST

E EST

E F ST

E 27TH ST

J

I

A

K

H

M

G

F

WILEY AVE

705

5

5

5


BROZMAN ST

E

D

C





TACOMA  
at Tacoma City



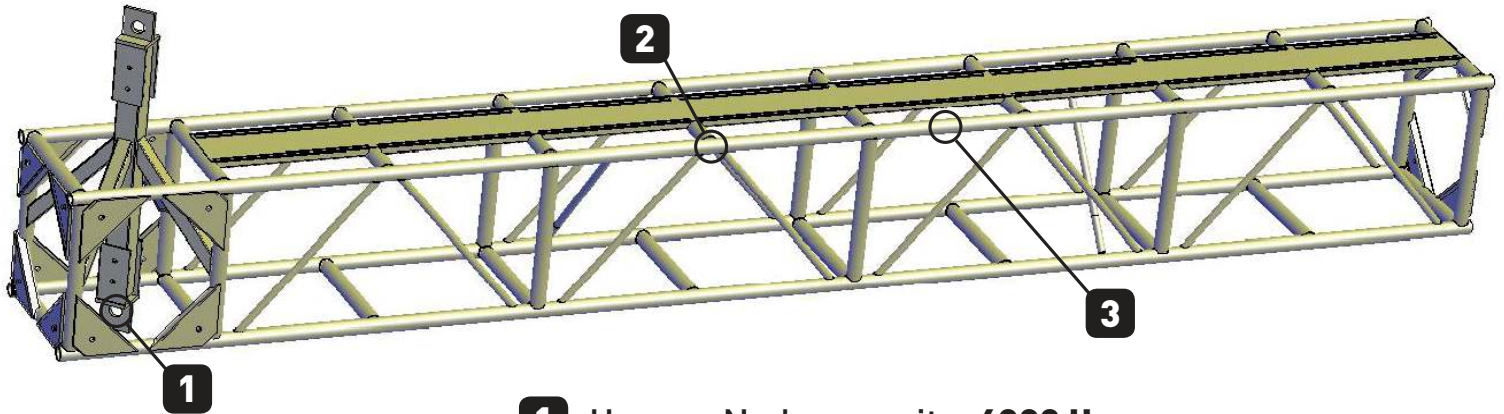
9

14

15



# TRUSS LOAD CAPACITIES



- 1** Hanger Node capacity: **4000 lbs.**
- 2** Hang within 3 inches of any Upper Panel point for a maximum load of **2500 lbs.**
- 3** Hang a maximum load of **500 lbs.** at any location on Upper Chord.

## WARNING!

The **MAXIMUM** allowable live load on any one truss is **5500 lbs.**

**DO NOT** use Traditional c-clamps on truss. Only use 2" aluminum theatrical truss couplers (cheeseboro).

**DO NOT** wrap the aluminum rigging grid with unprotected cable. Only use steelflex wire rope slings or approved protected cable to wrap truss.

**DO NOT** rig from access bridges.

**DO NOT** cut or drill through any member.

Any steel or dissimilar metal used to support hanging loads in contact with the aluminum truss shall be either galvanized and/or wrapped with a sufficient barrier to protect the aluminum truss from corrosion.



**XSF**

Xtreme Structures and Fabrication




ATHLETIC &  
PERFORMANCE  
RIGGING

A DIVISION OF TIFFIN SCENIC STUDIOS, INC.

For more information  
contact Tacoma Dome  
Operations or call Athletic  
& Performance Rigging at

**419.443.0500**





### Hard Line Internet or Phone Line Orders

To order a hard line internet drop or phone line anywhere in the building, you will need to schedule this through Century Link (855) 891-4083 at least 2-3 weeks prior to your event and have the installation scheduled for the event load-in day.

### Tacoma Dome Wi-Fi Service

The Tacoma Dome offers complimentary Wi-Fi to all guests. Guests only need to connect to Dome-Public to use this service. Dome-Public has a variable level of bandwidth associated with it and has no guarantee of upload or download speeds available.

Should an event want a dedicated level of up/download speeds they should consider one of two options:

- Access to SSID Dome-BOH: This password protected option provides 10 or 20 Mbps up/down speeds to events that are only concerned about a reliable, dedicated service. The password will be given to event planner to distribute to attendees. Billing will be based on the number of unique devices associated with this SSID.

Speed	Number of Devices				
	100 or less	101-250	251-450	451-650	651+
10 Mbps	\$450.00	\$600.00	\$900.00	\$1,800.00	\$3,500.00
20 Mbps	\$700.00	\$1,000.00	\$1,400.00	\$2,800.00	\$4,800.00

- Customized SSID and Portal: A client determined SSID will direct guests to a customized portal with client provided background will prompt guest to enter a client determined password. The password will be given to event planner to distribute to attendees. Billing will be based on the number of unique devices associated with this SSID.

Speed	Number of Devices				
	100 or less	101-250	251-450	451-650	651+
10 Mbps	\$900.00	\$1,200.00	\$1,800.00	\$3,600.00	\$7,000.00
20 Mbps	\$1,400.00	\$2,000.00	\$2,800.00	\$5,600.00	\$9,600.00
	Faster speeds may be available with prior arrangements				

The quality and condition of individual wireless devices varies so widely that the Tacoma Dome cannot guarantee the connectivity of every single device and every attendee. Limited support through our wireless provider is available should a guest experience difficulty connecting.

If a guest or vendor need assistance with connecting to the building's Wi-Fi, they can call Mobilitie's 24 hour service line at 877-283-4114. Mobilitie will help our guests troubleshoot connectivity issues.

## SCHEDULE OF USER FEES Tacoma Dome Arena & Exhibition Hall

<u>ARENA</u>	<u>EVENT DAY</u>	<u>LOAD-IN/LOAD-OUT DAYS</u>
Non ticketed event	\$15,000	\$7,500
Graduations	\$ 5,000	\$2,250

<u>EXHIBITION HALL</u>		
Non ticketed event	\$ 5,000	\$2,000
Ticketed event	\$ 5,000 vs 12%	\$1,625
Graduations	\$ 5,000	\$2,000
Banquet – Whole Hall (28,800 sq. feet)	\$2,500	\$1,750

<u>PARKING LOT</u> – per lot / per day	\$3,000	\$3,000
--	---------	---------

### EQUIPMENT FEES

Chairs	(each)	\$ 1.50
Tables – 8’/6’/Round	(each)	\$ 12.00
Barricade	(per event)	\$ 600.00
Fire Extinguisher	(each)	\$ 55.00
Baby Grand Piano	(per event)	\$ 225.00
Spotlights	(each/per day)	\$ 250.00
Utilities – Arena	(event day only)	\$ 850.00
Utilities – Ex. Hall	(event day only)	\$ 350.00
Ex Hall Light System	(per event)	\$ 300.00
Arena Stage Backdrop	(per event)	\$ 500.00
Portable Sound System	(per event)	\$ 600.00

### **TAX IS INCLUDED IN EQUIPMENT FEES, HOUSE SERVICES FEES, POLICE, MEDICS, AND GUEST SERVICES**

### HOUSE SERVICES FEES (per hour)

Clean-up Crew	\$37.00
Audio/Visual tech	\$32.00
Electrician	\$45.00
House Rigger	\$45.00

### Police (per hour)

Officer	\$80.00
---------	---------

### MEDICS (per hour)

Supervisor	\$75.00
Team (includes ambulance)	\$150.00

### PARKING RATES (per vehicle)

Rate range	\$10-\$25
RV Park & Hookup (per day/stall)	\$40.00
RV Park/No hookup (per day/stall)	\$30.00
Buses (per stall)	\$20.00

### GUEST SERVICES (per hour)

Usher, Ticket Taker, Peer Security	\$20.14
Supervisor, Rovers	\$22.75
Manager	\$29.14

### TICKETMASTER

Ticket Seller (per hour)	\$16.00
--------------------------	---------

### FACILITY FEE:

**\$1.00-\$4.00 Will be added to the event ticket price**

### RENTAL RATES:

- Per day rates are for activities between 8:00 AM and 11:59 PM
- Licensee must utilize the Tacoma Dome’s contracted ticketing, food services, and guest services providers.

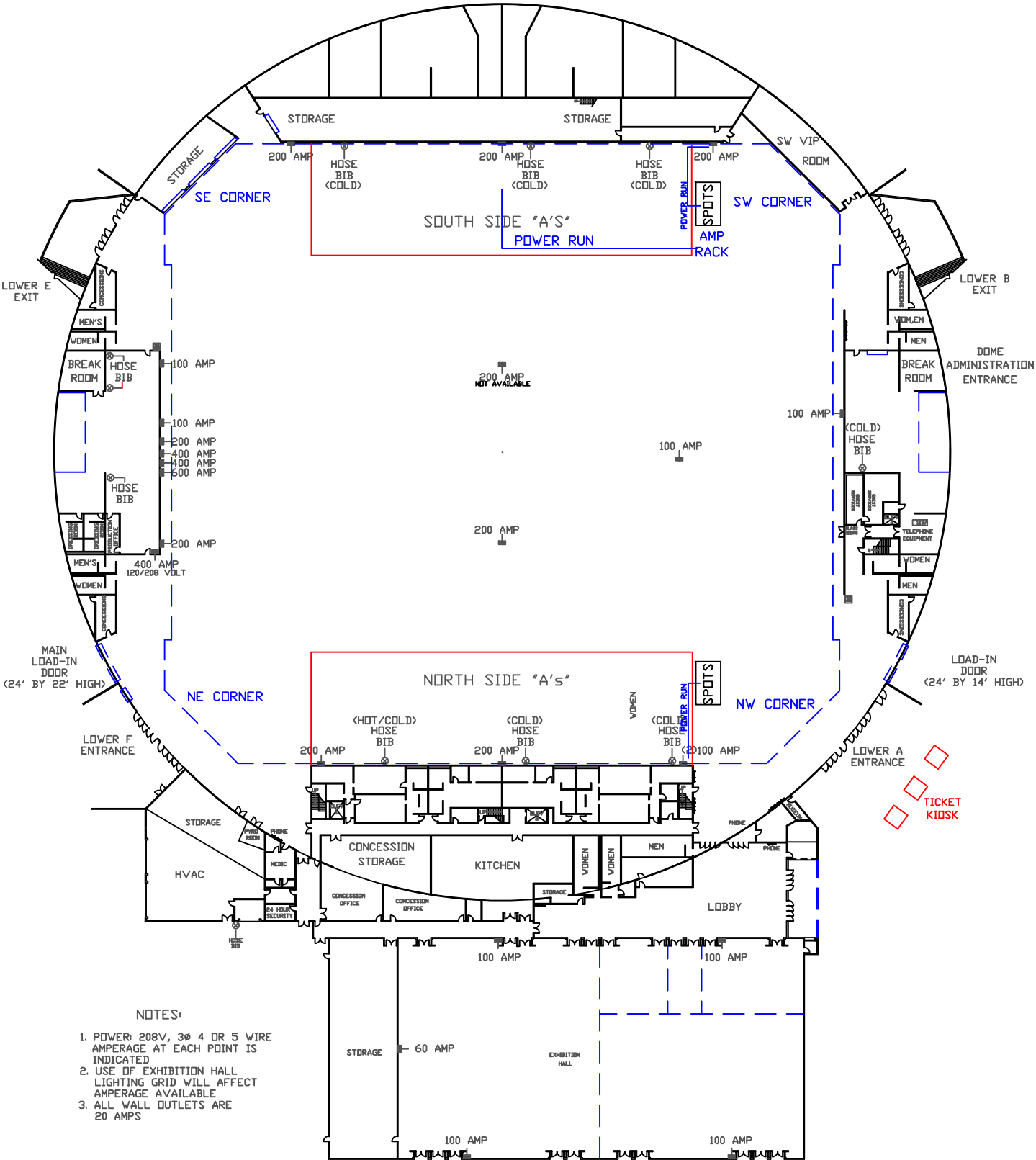
### RENTAL RATES INCLUDE:

- Facility public address system and existing general house lighting. (Does not include spotlights)
- Event recognition on the Tacoma Dome marquee during event, and on days prior to event as possible.
- Event Attendants to service public areas such as restrooms, aisles, and lobby.
- Inclusion in the Tacoma Dome Website Calendar.
- Tacoma Dome Event Manager

### RENTAL RATES DO NOT INCLUDE:

Guest Services/Security Staffing, Food & Beverage Services, Catering, Ticketing Services, Police, Medics, Booth Cleaning, Drayage, Decorating Services, Stagehands, House Services Labor, Equipment, Insurance Coverage, Parking Charges, Licenses, Permits, Telephone Lines, Internet lines, Interpreters, Fire Marshal, Taxes, and/or Fees.

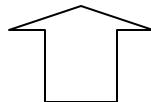
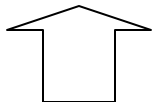
# TACOMA DOME UTILITY SERVICES



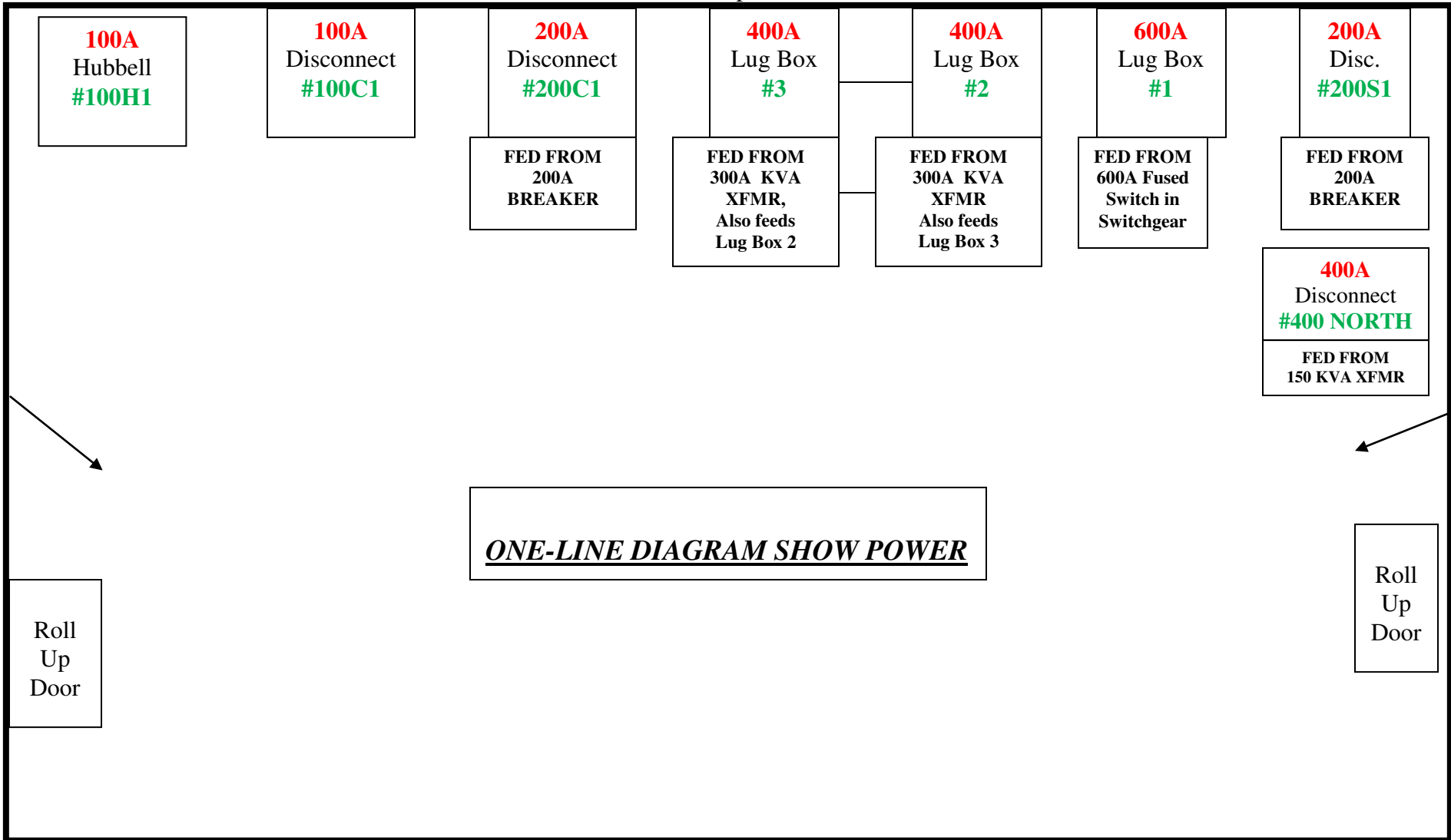
**NOTES:**

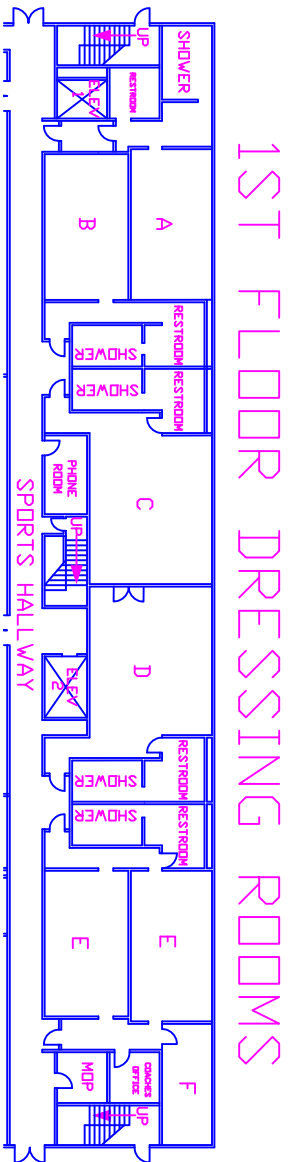
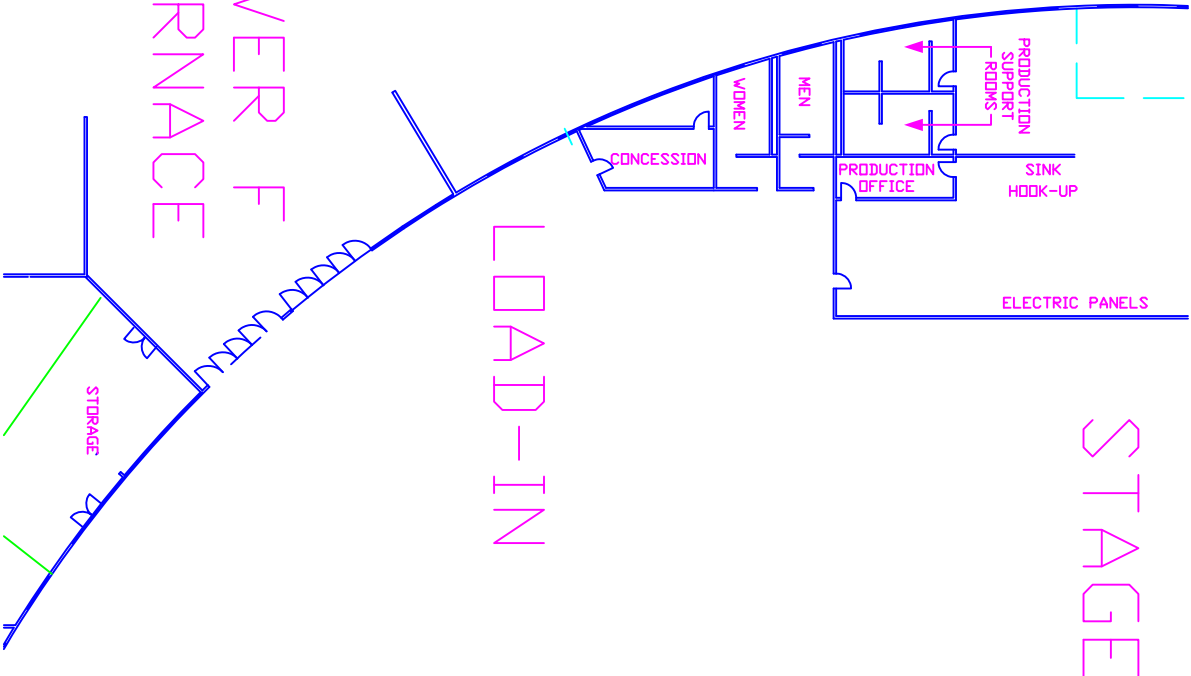
1. POWER: 208V, 3Ø 4 OR 5 WIRE  
AMPERAGE AT EACH POINT IS  
INDICATED
2. USE OF EXHIBITION HALL  
LIGHTING GRID WILL AFFECT  
AMPERAGE AVAILABLE
3. ALL WALL OUTLETS ARE  
20 AMPS

ARENA & STAGE AREA

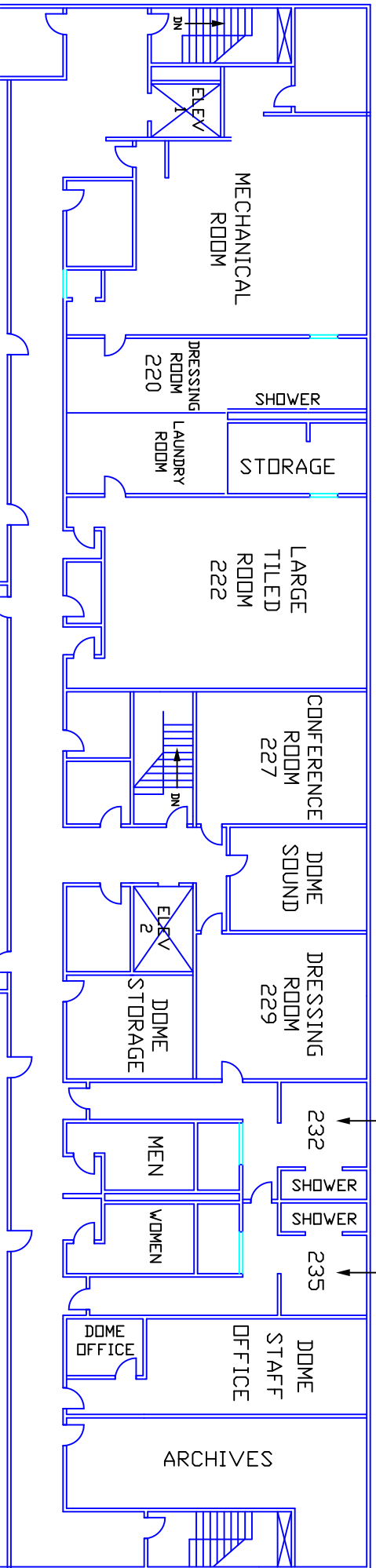


Up



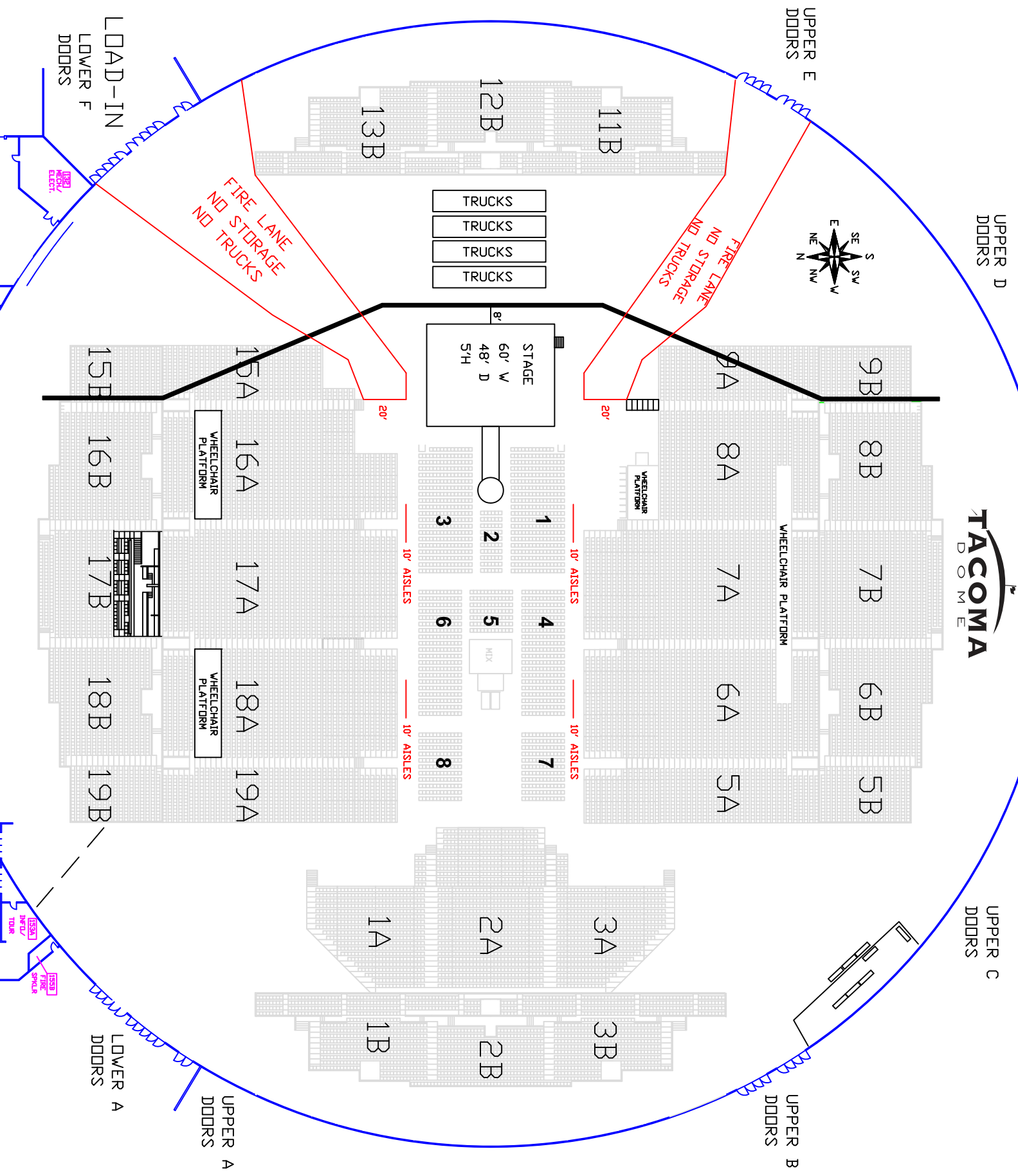
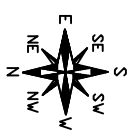


# 2ND FLOOR DRESSING ROOMS



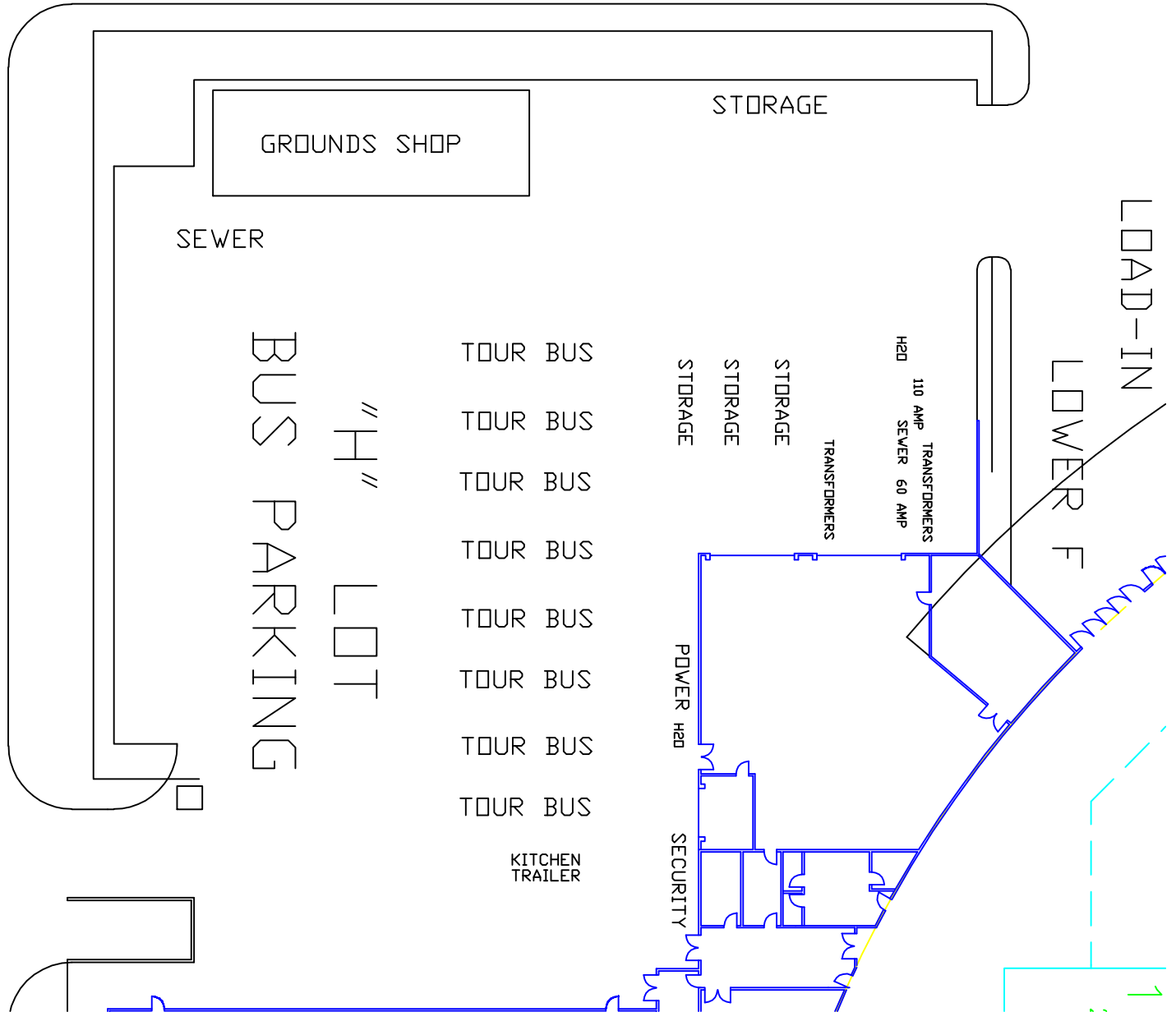
# TACOMA

DOMME



# EAST "F" STREET

# 27TH STREET





WILEY

BRDATMAN ST.

BLEACHERS

STAGEHANDS

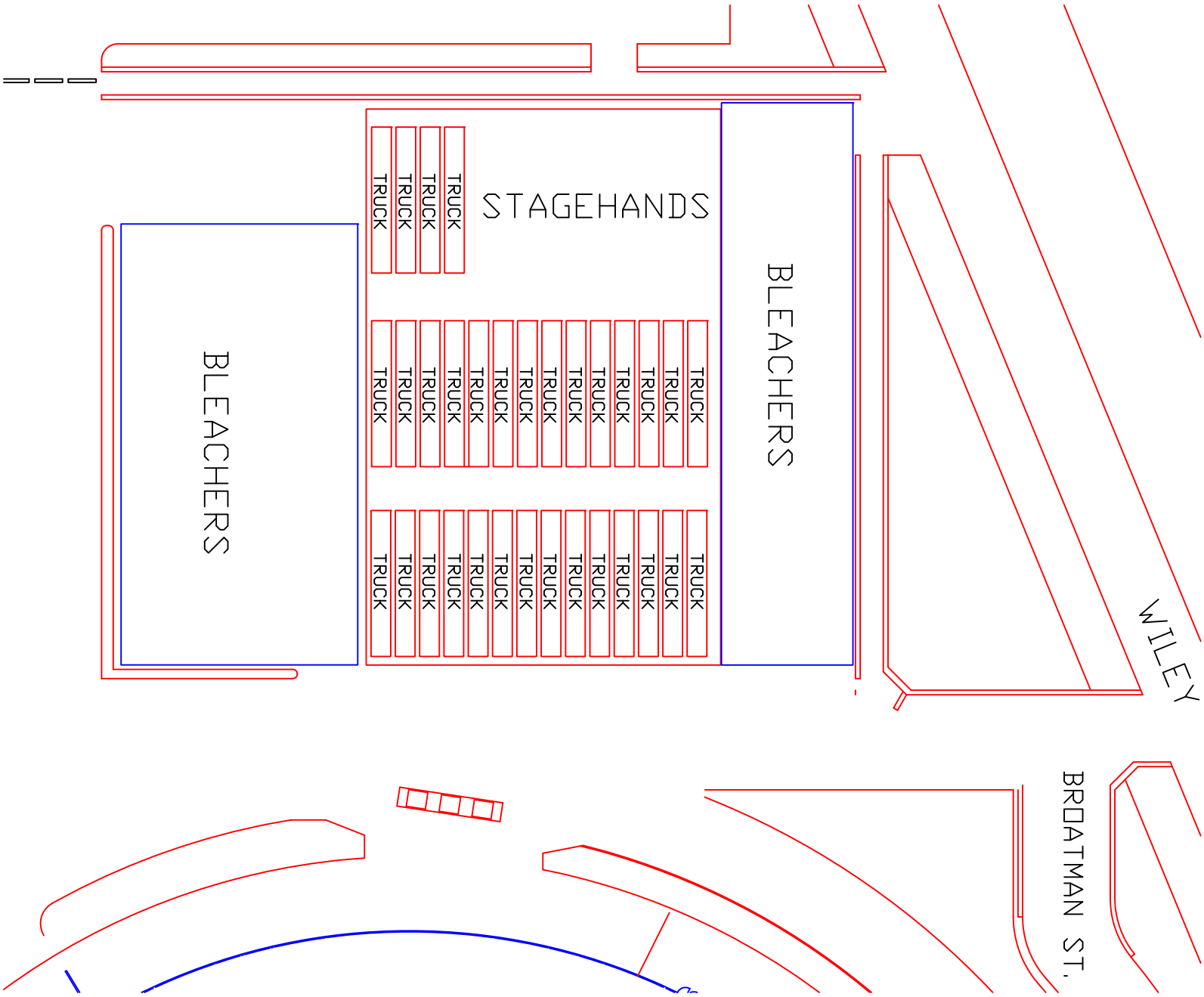
BLEACHERS

TRUCK  
TRUCK  
TRUCK  
TRUCK

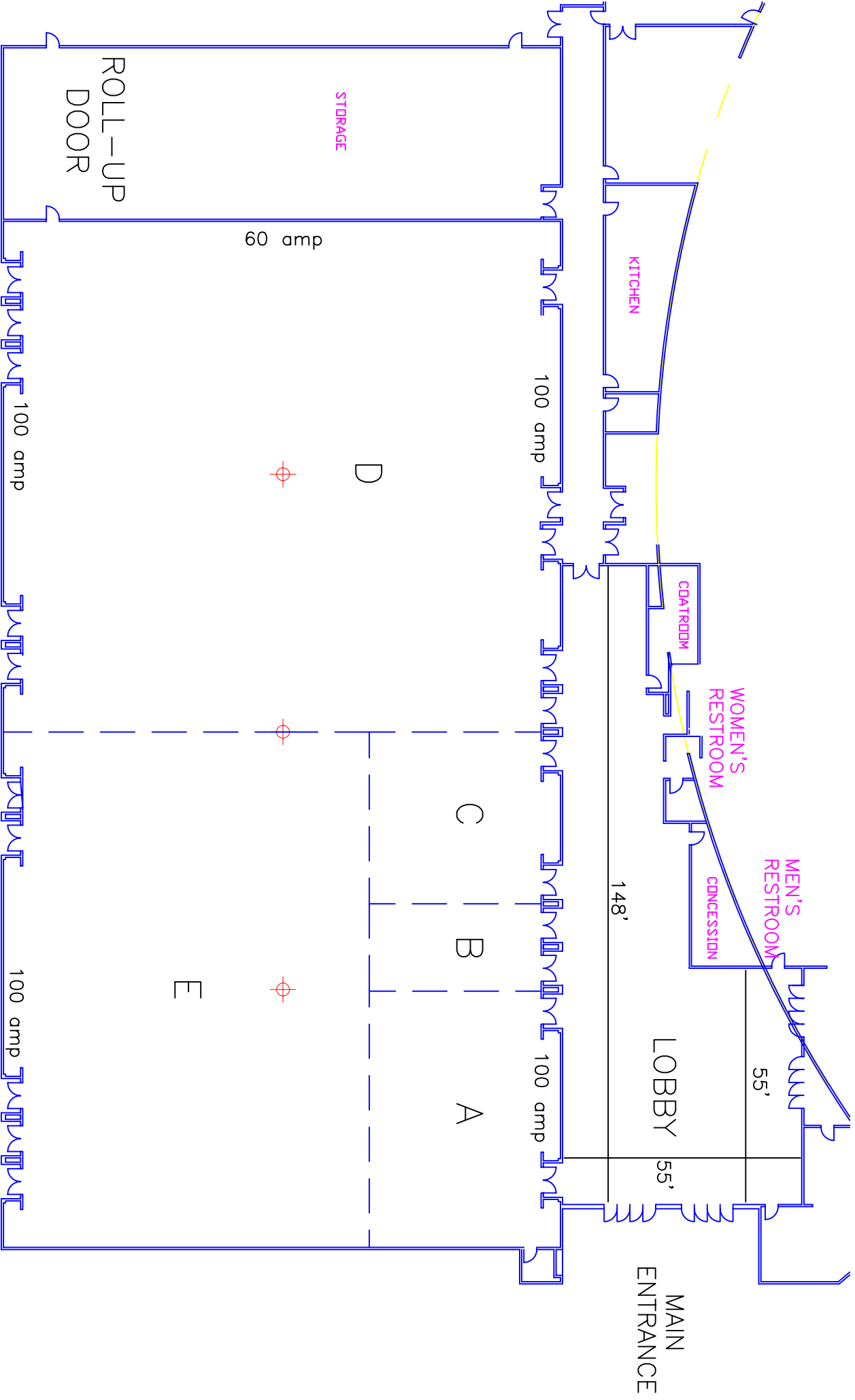
TRUCK  
TRUCK  
TRUCK  
TRUCK  
TRUCK  
TRUCK  
TRUCK  
TRUCK  
TRUCK  
TRUCK  
TRUCK  
TRUCK

TRUCK  
TRUCK  
TRUCK  
TRUCK  
TRUCK  
TRUCK  
TRUCK  
TRUCK  
TRUCK  
TRUCK  
TRUCK

TRUCK

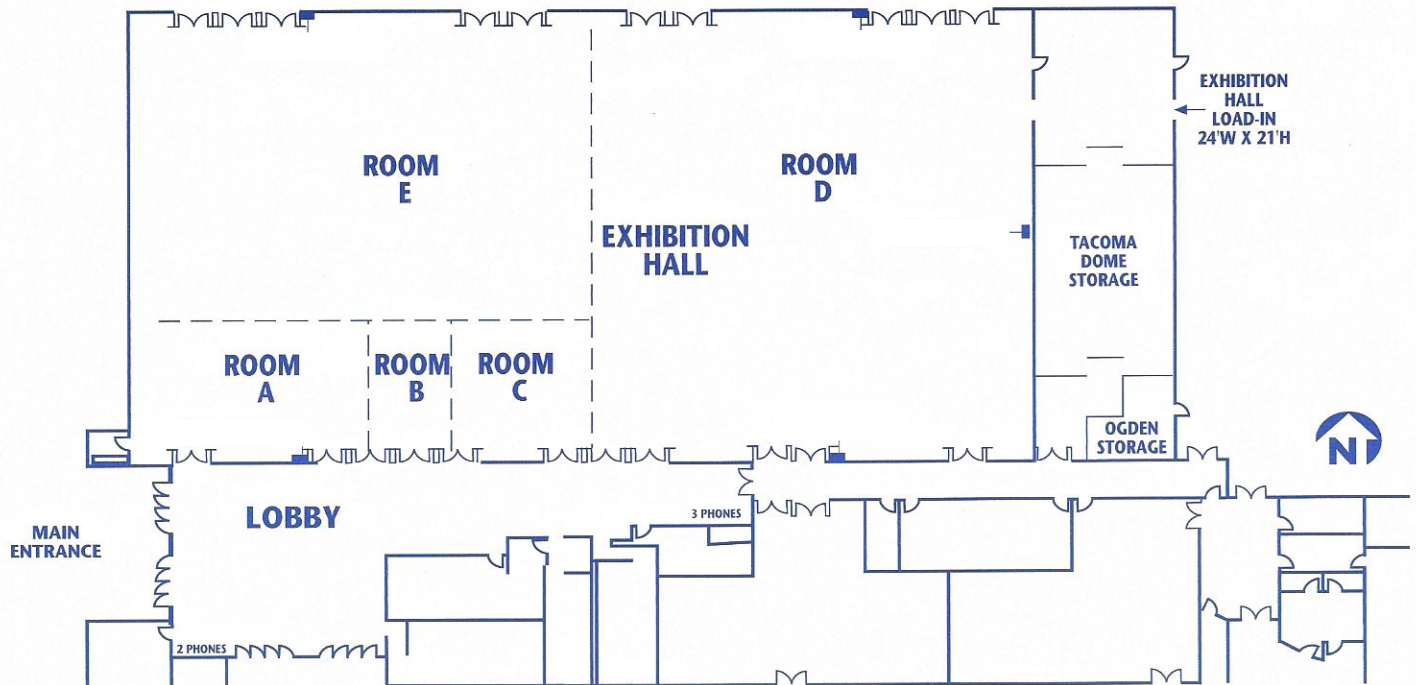


# EXHIBITIONAL HALL - 28,800 SQUARE FEET



2727 EAST D STREET, TACOMA, WASHINGTON 98421

## ROOM LAYOUTS



**Room A**  
2,400 square feet  
(40'X60') Theatre seating  
capacity: 200;  
Banquet seating  
capacity: 150

**Room B**  
800 square feet (40'X20')  
Theatre seating  
capacity: 70;  
Banquet seating  
capacity: 30

**Room C**  
1,600 square feet  
(40'X40') Theatre seating  
capacity: 150;  
Banquet seating  
capacity: 90

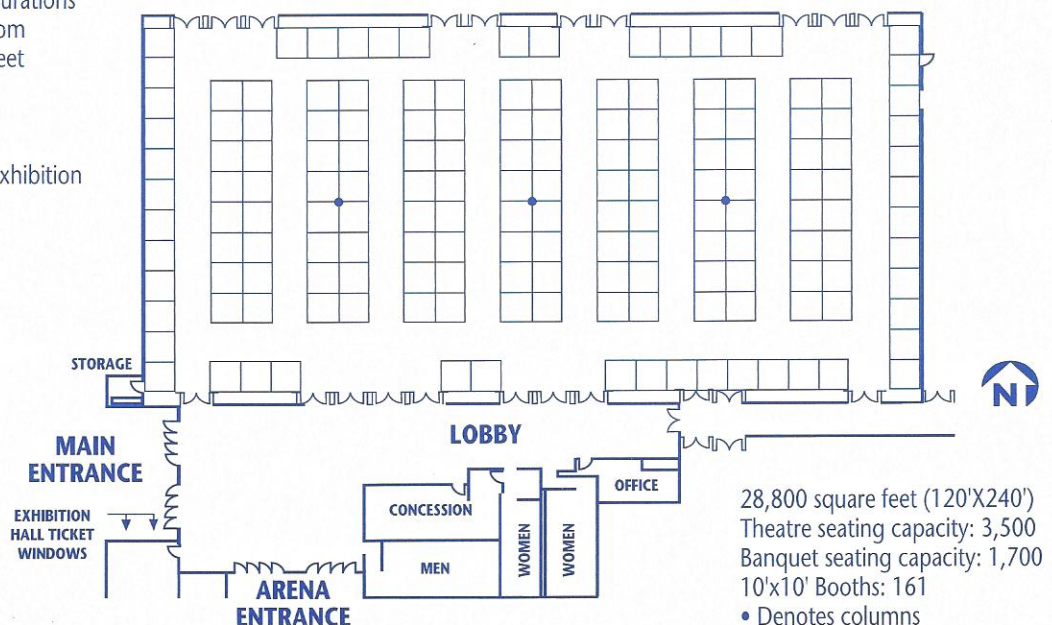
**Room D**  
14,400 square feet  
(120'X120')  
Theatre seating  
capacity: 1,300;  
Banquet seating  
capacity: 900

**Room E**  
9,600 square feet  
(80'X120')  
Theatre seating  
capacity: 900;  
Banquet seating  
capacity: 600

### Exhibition Hall Room Amenities

- Retractable walls provide multiple configurations
- Individual lighting and sound in each room
- Sico staging adjustable from two to six feet
- Free standing or table top lecturn
- Wheelchair lift available
- Twenty-four foot high ceilings
- There are three columns located in the Exhibition Hall. See diagram for location.

## ENTIRE EXHIBITION HALL (with booth layout)





## **TACOMA DOME FOODSERVICE POLICY**

**CATERING:** All catering must be performed by the Tacoma Dome's contracted caterer, Centerplate Catering, unless agreement to the contrary is reached in writing no fewer than ten (10) days prior to the event. This includes, but is not limited to, crew feeds, vendor lounges, and outdoor events, including Tacoma Dome parking lots and the plaza area.

**CONCESSIONS:** The Tacoma Dome retains the exclusive right to operate all food and beverage concessions on the premises, including the Arena, Exhibition Hall, parking lots, and plaza area. Promoters shall not allow, or cause, beverages, food of any kind, beer, wine, liquor, or tobacco products to be sold, given away, or used at the Tacoma Dome without the express written consent of the Tacoma Dome. The Tacoma Dome reserves the right to sell, at its discretion, any concession items that are appropriate to the event.

**SAMPLES:** No free samples of food, beverages, or any other product may be given away or otherwise distributed without prior written approval of the Tacoma Dome and the Tacoma Dome's contracted concessionaire, Centerplate. Sampled products must not interfere with exclusive sponsorship agreements set forth by the Tacoma Dome's marketing department. The Tacoma Dome reserves the right to restrict the location, time, and serving size of the sampled product.

### **Serving Size**

Beverages – 2 oz.

Food Products – 2 oz.

### **Times**

At the conclusion of the event, unless agreed upon in advance by the Tacoma Dome.

### **Locations**

Exit doors, unless agreed upon in advance by the Tacoma Dome.

Sampling locations must not interfere with concessionaire's portable carts, permanent stands, and/or merchandise stands.

### **Trash Disposal**

It is the sampler's responsibility to rid the sampling area of all debris, and to haul away all product packaging material. The Tacoma Dome reserves the right to further request additional cleaning if necessary.

### **Sampling Request Forms**

Must be submitted for approval by the Tacoma Dome and Centerplate.

**FLOOR SPACE:** Promoters shall not allow vendor booths or displays to block or prevent access to Tacoma Dome concession stands. Please contact your Tacoma Dome Event Manager to discuss any details involving your event layout.

**PARKING LOT EVENTS:** Catering, concessions and sampling policies apply to all parking lot events.

**THIRD PARTY RESPONSIBILITY:** It is the responsibility of the Promoter to inform any third party vendors, or sponsors of the Tacoma Dome's foodservice policies. **Please remind your exhibitors that no outside food or beverage will be permitted inside the Tacoma Dome.** In cases where a conflict arises with agreements that the Promoter has with a third party, the policies of the Tacoma Dome shall prevail.



## **Panoramic Room Photos**

[Dressing Room A](#)

[Dressing Room B](#)

[Dressing Room C](#)

[Dressing Room D](#)

[Back of Dressing Room E](#)

[Front of Dressing Room E](#)

[Room 220](#)

[Room 222](#)

[Room 227](#)

[Room 229](#)

[Room 232](#)

[Room 235](#)

[Exhibition Hall](#)

[Exhibition Hall-Half Hall](#)