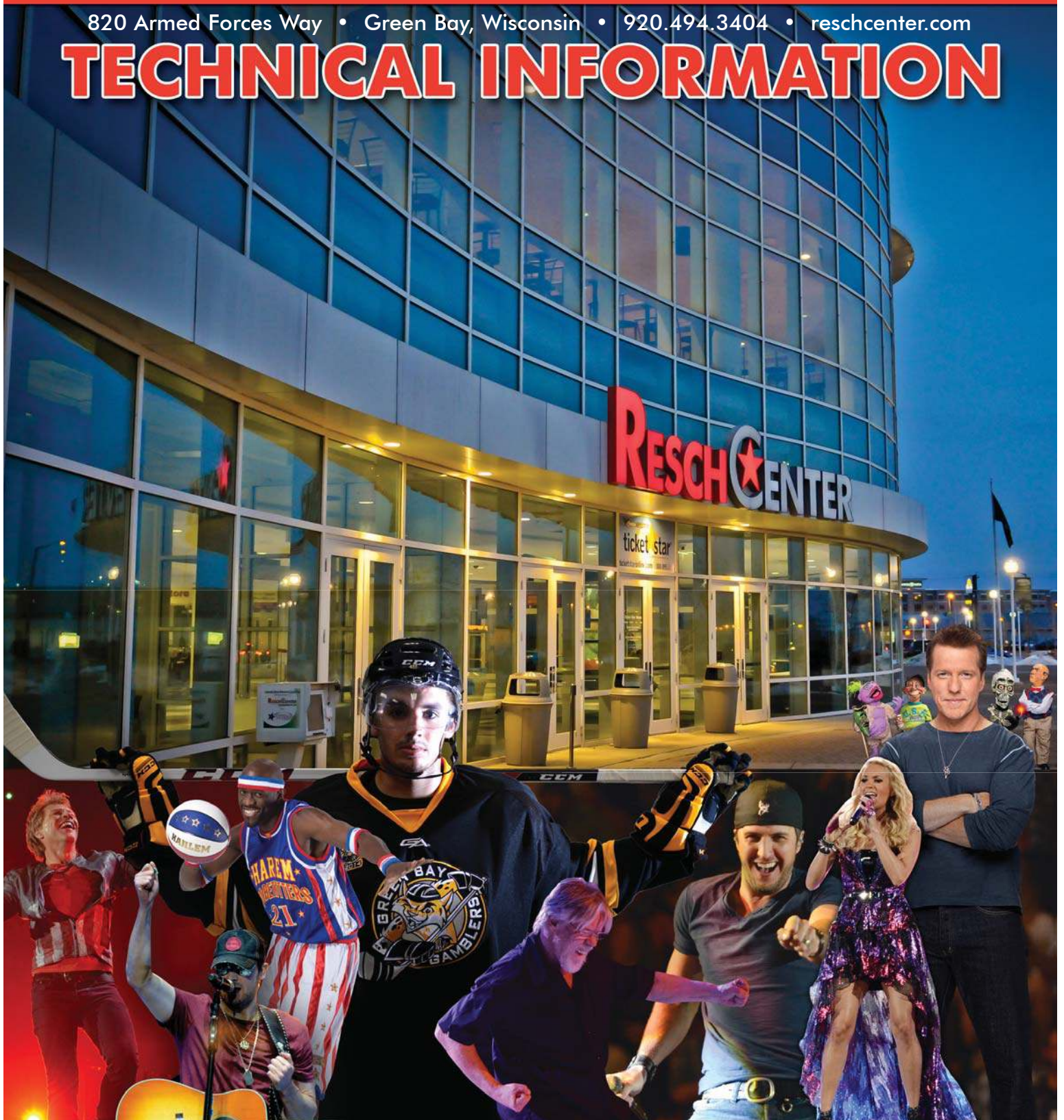


# RESCH CENTER

A PMI Entertainment Group Managed Facility

820 Armed Forces Way • Green Bay, Wisconsin • 920.494.3404 • [reschcenter.com](http://reschcenter.com)

## TECHNICAL INFORMATION



# GENERAL SPECIFICATIONS

Items Listed Below Are Not Necessarily Included or Available With Each Rental.  
Additional Reimbursable Expenses (RE) May Be Applicable Depending On Equipment/Areas Requested

**Floor Size** Risers retracted: 115' x 250' apx.  
Risers extended: 85' x 200'

**Bowl Seating** 6,534 (without production kills)

**Riser Seating** 1,859 (without production kills)

**Concert Floor Seating** 1,620 (varies based on rider)

**Full Concert Seating** 8,693 at 270 degrees/ 7,711 at 180 degrees  
(may vary based on rider)

**In The Round** 10,387 (may vary based on rider)

**General Admission** 9,645 (may vary based on rider)

**Low Steel** Height of 66' (no rigging from this height)

**High Steel** Height of 91' (all rigging from this height)

**Obstructions** Nothing below 55' (scoreboard fully raised)

**Stage** 80' x 40' x (48"-72") (RE)

**Barricade** 88' of Blow Thru (RE)

**Bike Racks Available** 45 at 7'6" each. (RE)

**Risers (FOH/Drum)** All 6' x 8' platforms. Height in 8" increments.  
6 @ 8", 5 @ 16", 4 @ 24", 4 @ 32", 4 @ 40", 20 @ 48". (RE)

**Cross-Over Cable Ramps** 20 @ 36"

**Main Power Room** 18'x10' back stage. All 208 3-phase.  
Panels of: 1 @ 200amps./3 @ 400amps./2 @ 600amps.

**Additional Power** 208 3-phase on each of the four corners. 1 @ 400amps and 1 @ 200amps. Total 600amps each corner.

**Loading** 2, (two) 12' x 14' overhead doors on north end.  
Full floor drive-ins from either door.

**2 Loading docks** Northeast end of building. Standard dock height and 7'6" wide.

**4 Locker Rooms** 2 @ 25' x 16' (both having 11.5' x 9.5' attached offices),  
1 @ 21' x 12' and 1 @ 18' x 11'. All four have showers.

**4 Stars Dressing Rooms** All private. 2 @ 10' x 9' and 2 @ 9' x 13'  
The four locker rooms and four dressing rooms are all lockable, each with its own private restroom.

**Laundry Room** with washer and dryer installed. (RE) Fee to use.

**Pyro** Several lockable storage areas available.

**Phones** Over 325 outlets throughout building. Order phone lines in advance for Production/Promoter. (RE + usage)

**Hospitality Area** Large 1,400 sq. ft. room off main lobby. Seats 70 comfortably using 6' round banquet tables. (RE)

**"Meet-and-Greet" Area** Several options available.

**Catering Area** Large 5,850 sq. ft. private area in Resch Connector for all catering needs. Seats 50-200.

**House Lighting/Sound/Video Control Room** On upper northeast end of building. (3rd Level)

**Clear-coms** 12, 1 for each of 6 spotlights, Houselight area, plus additional drops.

**Rigging Plot available** Total Weight capacity of 120,000 lbs. Rig tubing over stage area and ice floor.

**Spotlights** 6, (six) Strong, Super Trouper II Xenon w/clear coms. 1 East Side, 1 West Side, 4 South end.

**Parking** Private, guard controlled lot in rear of building for buses/trailers. Approximately 75 spaces available. (RE)

**Shore Power** Back of building at various locations. 110 and 220 hook ups available in rear parking lot. (RE)

**Employee Security Entrance #1** Northeast wing. Main security room / time clock / monitoring systems.

**Security Entrance #2** Northwest wing. Security room for guard. (RE for guard)

**Ticket Office** 8 "Point-of-sale" windows (2, ADA approved).

**Concessions** Two large concession stands. One by each of two (2) 1st level vomitories. Up to nine permanent stands on 2nd level concourse.

**Turnstiles** 12 available, scanners preferred.

**Elevators** Two for ADA and Suite use to level 3. 4,500 lbs. capacity each. (8'6" x 5'4" with 4'7" door).

**Service Elevator** 10,000 lb. capacity. 12' x 8' platform with 9' x 6' door. Travels to level 2 only.

**Press Room** Private 13' x 21' room behind Ticket Office. Phone/fax lines available. (RE)

**Ice Deck** 200' x 85' ice deck for all 'over-ice' events. Able to accommodate the weight of fork lifts.

**Fork Lifts** 1 with 5,500 lb. capacity, 1 with 5,000 lb. cap., 1 with 3,300 lb. cap. and 1 with 3,000 lb. cap. (RE)

**Highreach** 2 available. 1 with 20-foot and 1 with 25-foot platform heights. (RE)

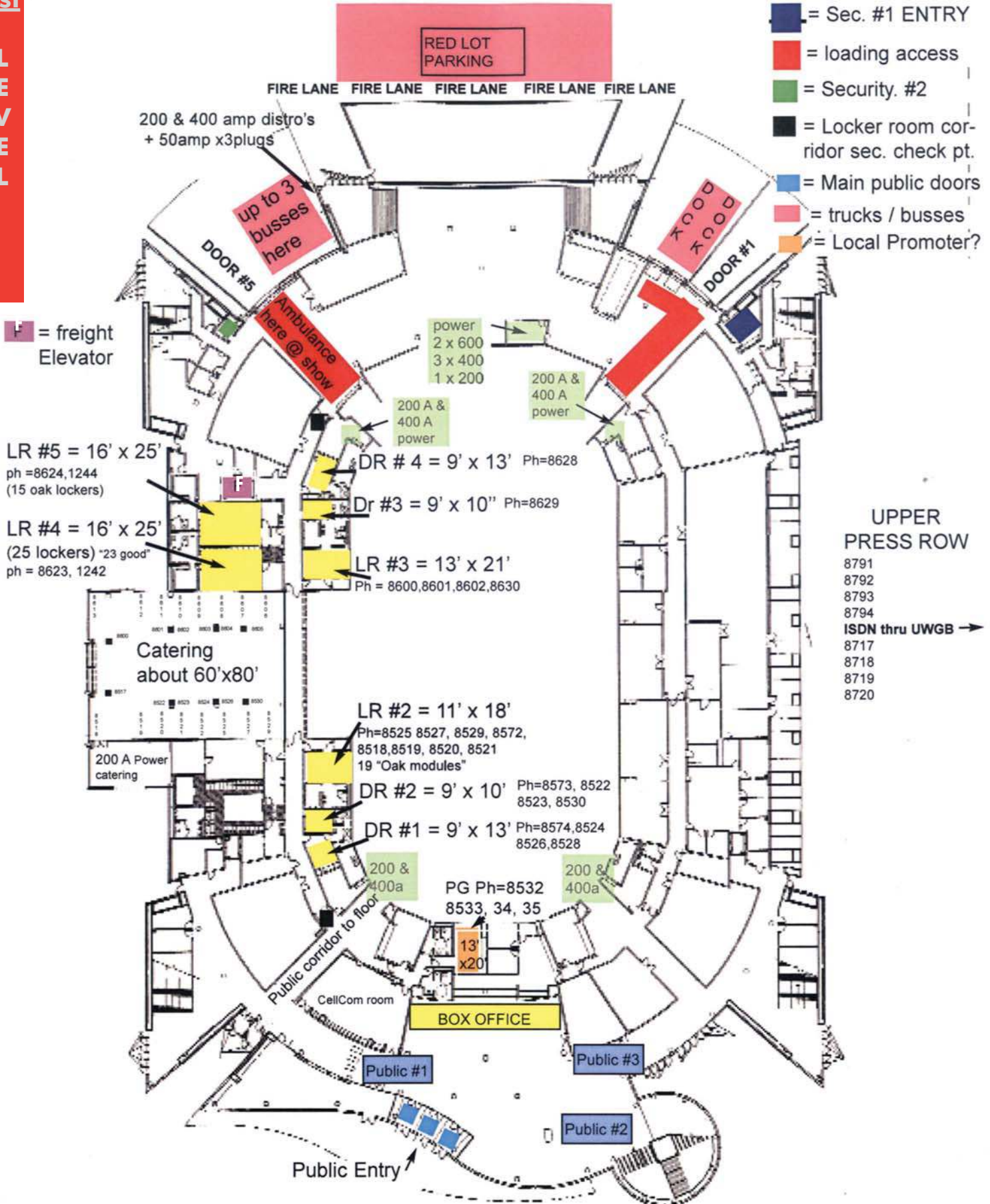
**Backdrop Curtain** For all north-end concerts when requested in advance. (RE)

**Assisted Listening Devices** ADA approved. Call in advance for free use and availability.

**Catwalk** Full oval catwalk allows access to spotlight positions and rigging.

**Safety Net** Over the ice floor netting. Riggers MUST "tie-off".

**Acoustic Ceiling** Sound baffles in ceiling for clear, "concert hall" sound.



All Phones are (920)-965-\_\_\_\_\_ **\$125 per line used + usage.**  
 T-1 Hispeed internet in all rooms @ 150 per drop or \$200 for your wireless hub  
 Static IP Addresses prices TBD

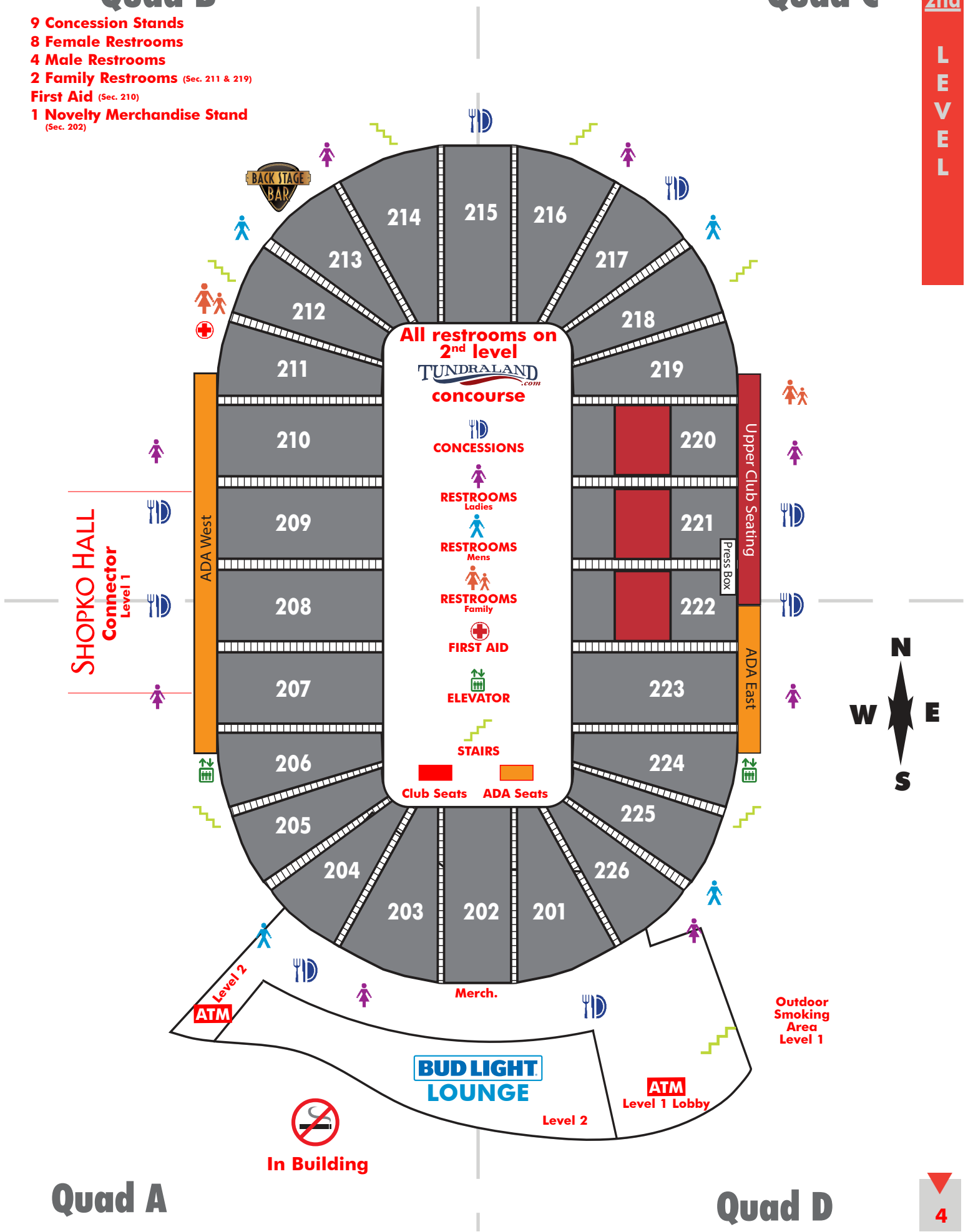
**RESCH CENTER  
Green Bay WI**

# Quad B

# Quad C

2nd  
LEVEL

- 9 Concession Stands
- 8 Female Restrooms
- 4 Male Restrooms
- 2 Family Restrooms (Sec. 211 & 219)
- First Aid (Sec. 210)
- 1 Novelty Merchandise Stand (Sec. 202)



SHOPKO HALL  
Connector  
Level 1

ADA West

Upper Club Seating

ADA East

All restrooms on  
2nd level  
TUNDRALAND.com  
concourse

CONCESSIONS

RESTROOMS  
Ladies

RESTROOMS  
Mens

RESTROOMS  
Family

FIRST AID

ELEVATOR

STAIRS

Club Seats ADA Seats

Press Box

Merch.

BUD LIGHT  
LOUNGE

Level 2

ATM  
Level 1 Lobby

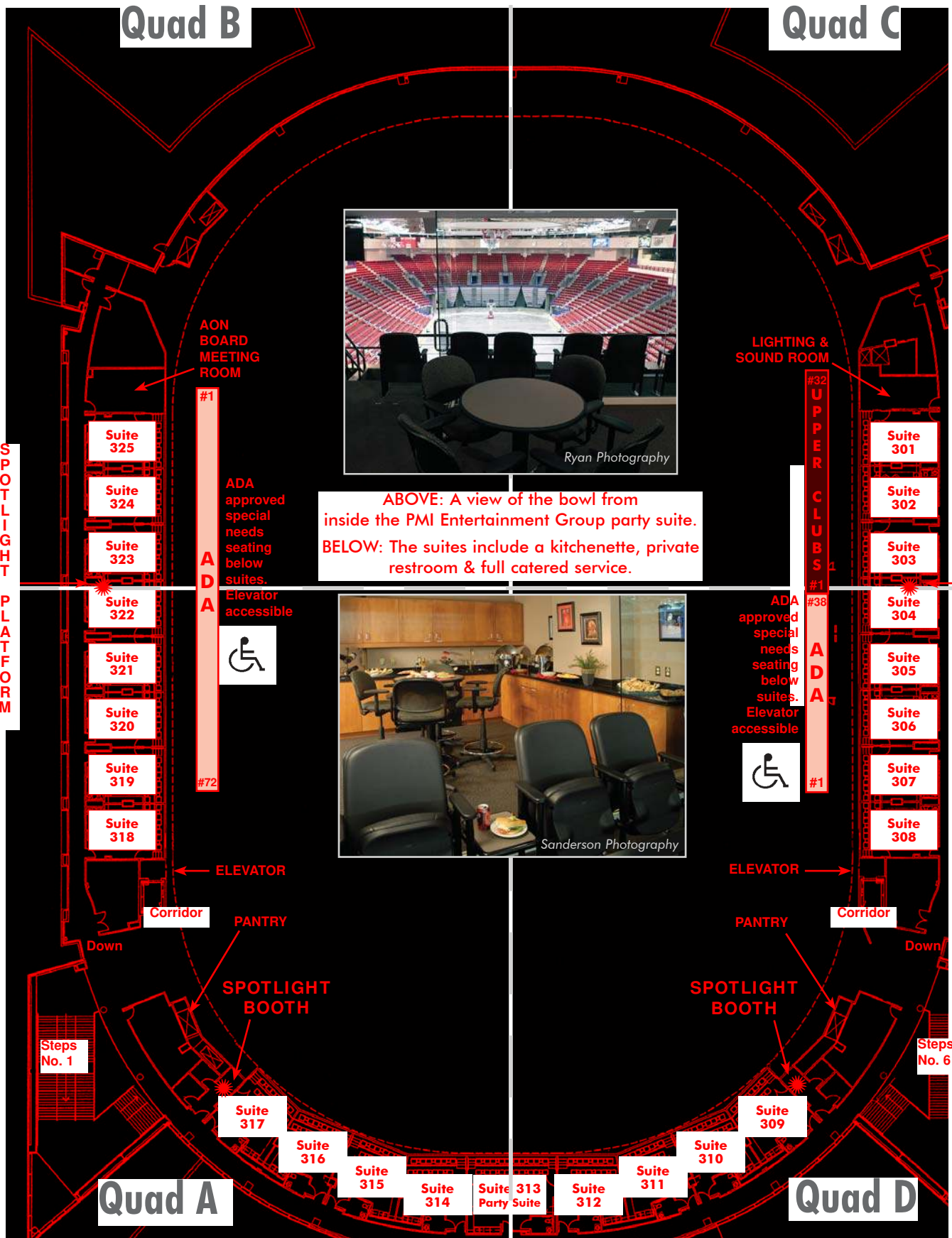
Outdoor  
Smoking  
Area  
Level 1

In Building

# Quad A

# Quad D

4



ABOVE: A view of the bowl from inside the PMI Entertainment Group party suite.  
BELOW: The suites include a kitchenette, private restroom & full catered service.

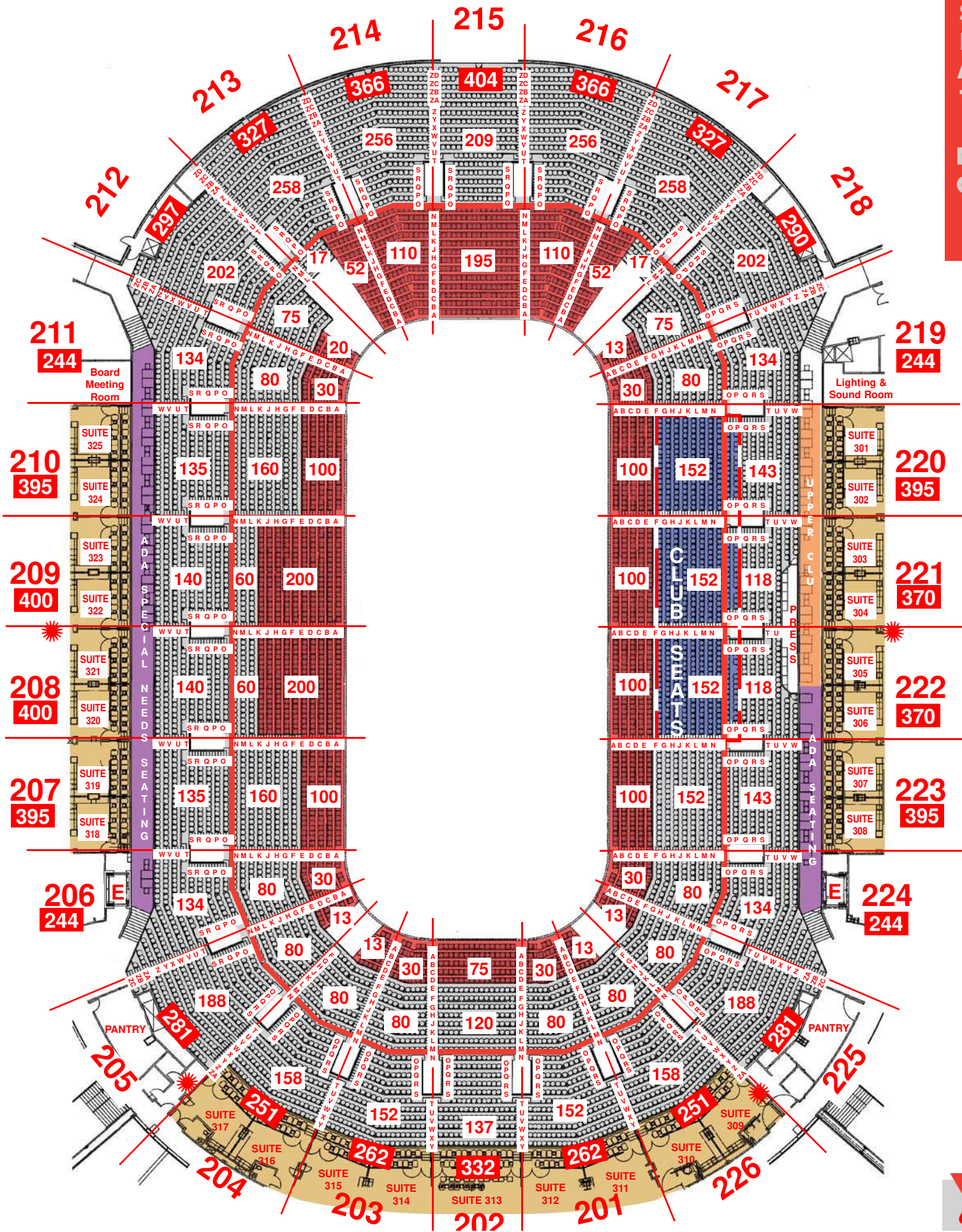


**SUITE AMENITIES**

- Two 19" Color TVs (One Inside/One Outside of Suite)
- "In Room" Sound and Video
- Individual Climate Control
- Private Restroom
- Locked Entry
- 12 Plush Chairs Outside Suite
- 'Captain' Table and 4 Chairs Inside
- Floor to Ceiling Glass Front
- Large Glass Doors to Outside Suite
- Cabinet Space With Locks
- Refrigerator/Wet Bar Sink
- Private Floor - Access Controlled
- Elevator Service
- Special Menu With Full Catered Service
- Sweet Cart
- Credit Card Orders Only
- Access Controlled Private Parking Area Near Building

6,534 Fixed Seats and 1,859 Riser Seats  
TOTAL 8,393

SEATING



# 180 vs. 270 Degrees Concert or Seminar

CONCERT

Upper Club	26
Floor Seating	1,650+ (with kills)
Rows A-E	972
Rows F-P	2,358
Rows Q-T	800
Rows U-ZC	1,323
Suite Seating	416
Upper ADA Area	103
Press Area	20

**180 DEGREES** TOTAL SEATING = 7,668 avg

Sections 211 - 212 - 213  
214 - 215 - 216  
217 - 218 - 219  
ALL KILLS

Note: capacity will vary based on tour rider

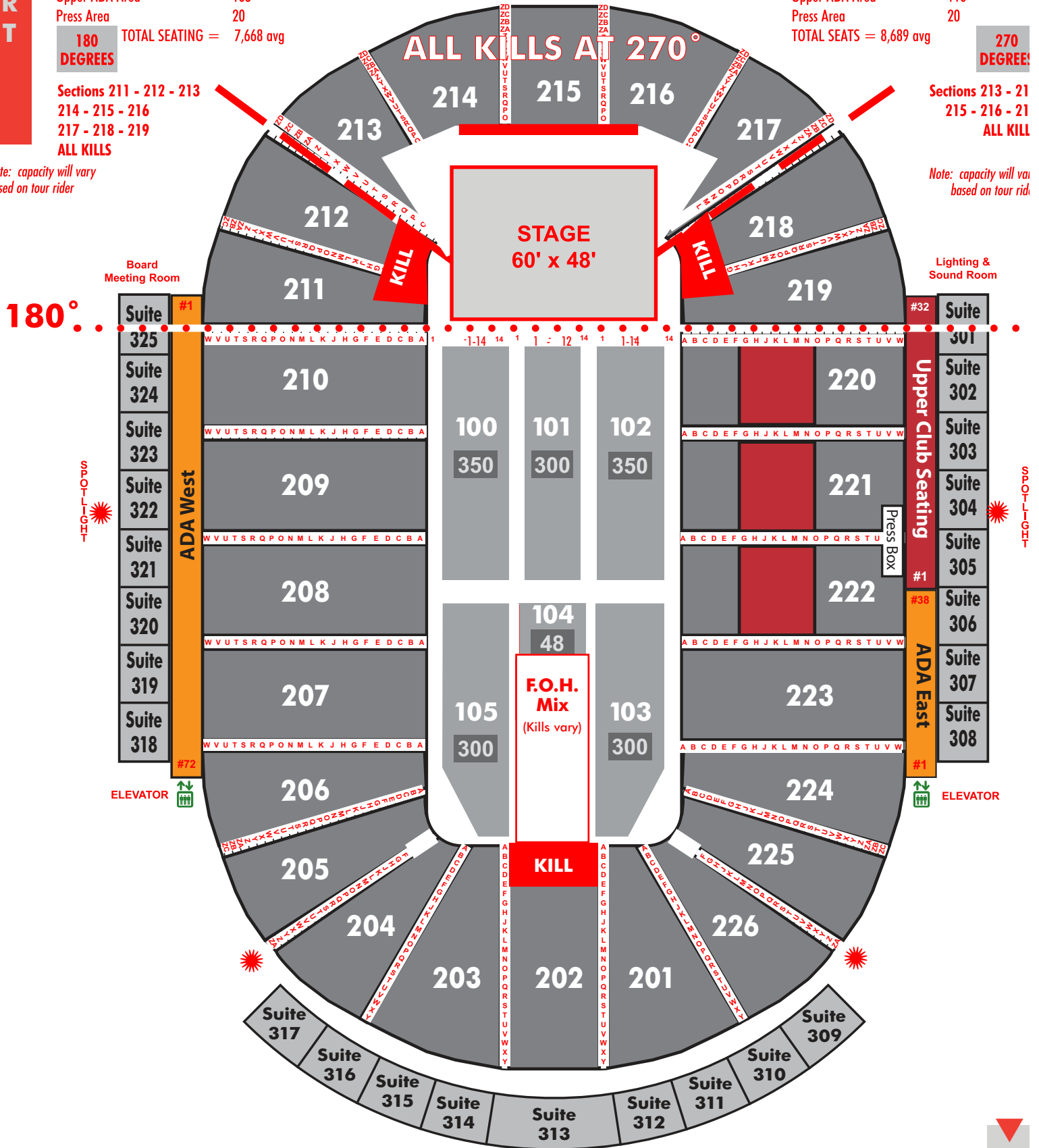
Upper Club	32
Floor Seating	1,650 (with kills)
Rows A-E	998
Rows F-P	2,732
Rows Q-T	958
Rows U-ZC	1,773
Suite Seating	416
Upper ADA Area	110
Press Area	20

TOTAL SEATS = 8,689 avg

**270 DEGREE!**

Sections 213 - 214 - 215 - 216 - 217 - 218 - 219  
ALL KILL

Note: capacity will vary based on tour rider



**Hockey Specifications:**

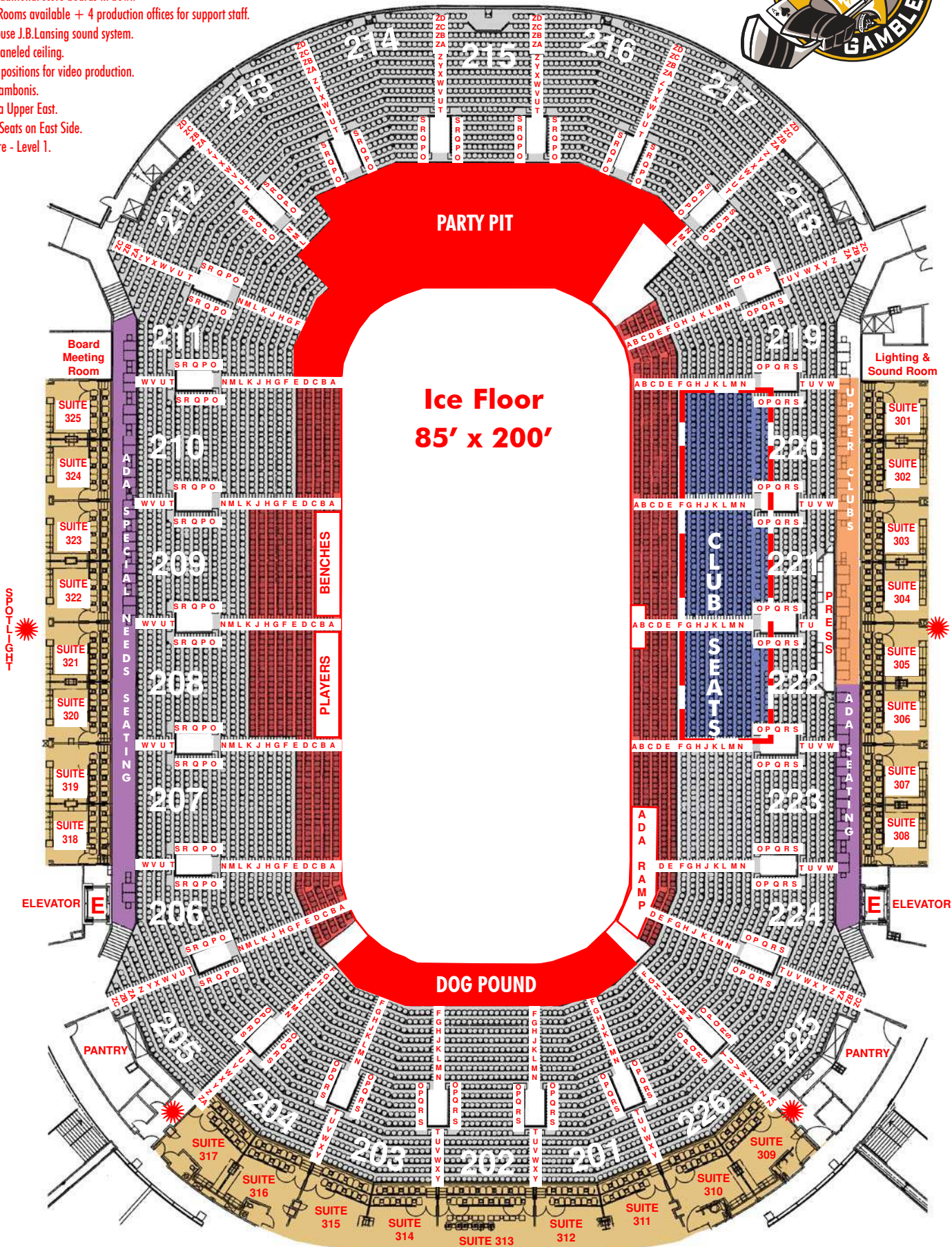
- Ice size 200' by 85'
- Crystaplex Dashers 8' ends / 6' sides
- Mycom Compressors with R22/Glyco.
- Players Benches on West side and Penalty Box on East.
- Overhead Score Board has 4-sided video screen.
- 2, large additional score boards in bowl.
- 4 Locker Rooms available + 4 production offices for support staff.
- Full In-house J.B.Lansing sound system.
- Acoustic paneled ceiling.
- 2 camera positions for video production.
- Two (2) Zambonis.
- Press Area Upper East.
- 608 Club Seats on East Side.
- Team Store - Level 1.

# SEATING FOR 6,635

Home for our very own



**HOCKEY**





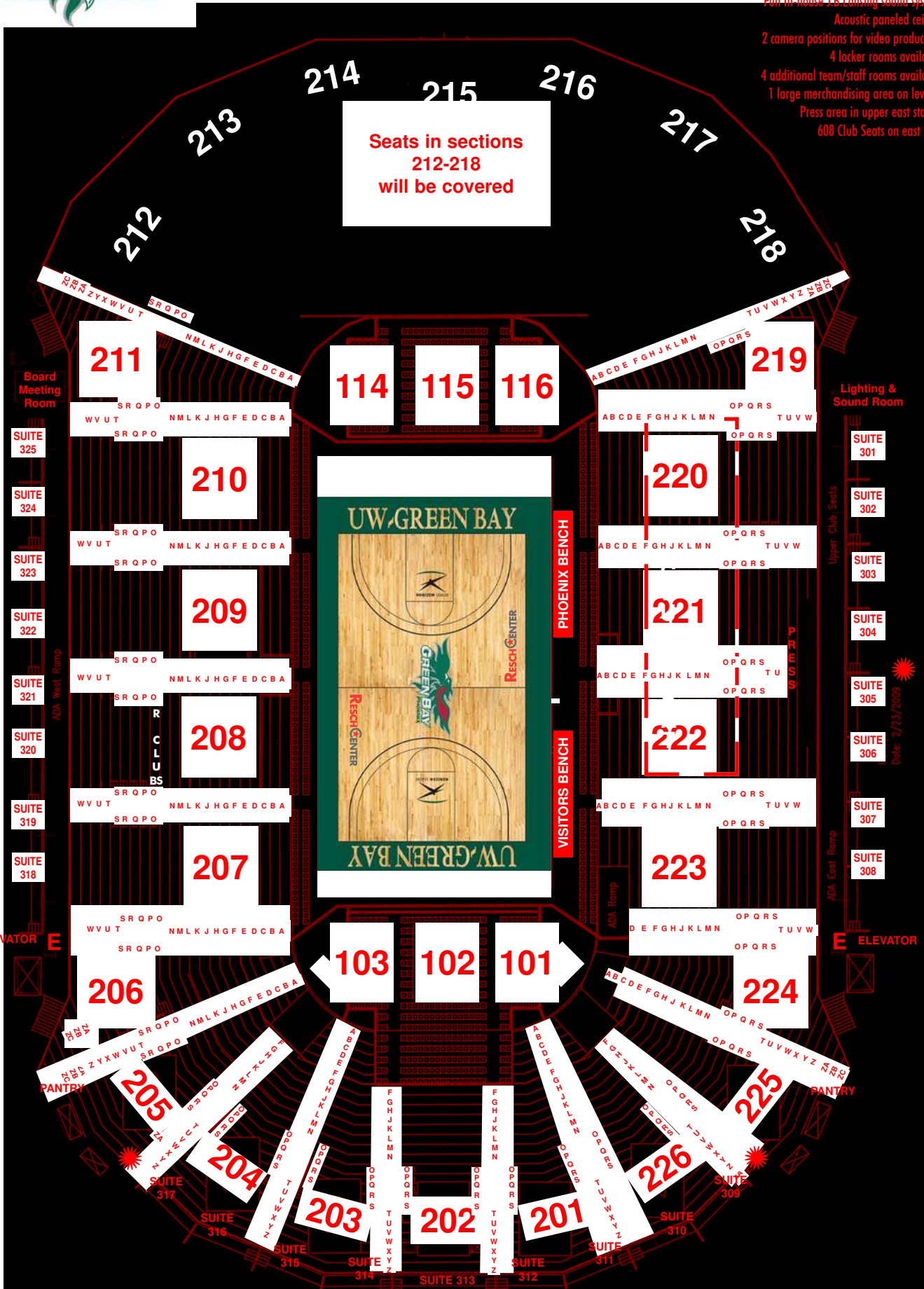
**Basketball Specifications:**

- 120' by 60' Horner Basketball Court.
- 2, BPI Schelde nets and shot clocks.
- Players benches on east side.
- Daktronics score board with 4-sided video.
- Two (2) auxiliary score boards.
- Full in-house J.B.Lansing sound system.
- Acoustic paneled ceiling.
- 2 camera positions for video production.
- 4 locker rooms available.
- 4 additional team/staff rooms available.
- 1 large merchandising area on level 2.
- Press area in upper east stands.
- 608 Club Seats on east side.



**BASKETBALL**

**Seats in sections  
212-218  
will be covered**



Date: 2/23/2009

# Resch Center Seating Totals

<u>SECTION NUMBER</u>	<u>FIXED SEATS</u>	<u>RISERS SEATS</u>	<u>TOTAL SEATING</u>
201	232	30	262
202	257	75	332
203	232	30	262
204	238	13	251
205	268	13	281
206	214	30	244
207	295	100	395
208	200	200	400
209	200	200	400
210	295	100	395
211	214	30	244
212	277	20	297
213	275	52	327
214	256	110	366
215	209	195	404
216	256	110	366
217	275	52	327
218	277	13	290
219	214	30	244
220	295	100	395
221	270	100	370
222	270	100	370
223	295	100	395
224	214	30	244
225	268	13	281
226	238	13	251

TOTAL  
FIXED SEATS  
**6,534**

TOTAL  
RISER SEATS  
**1,859**

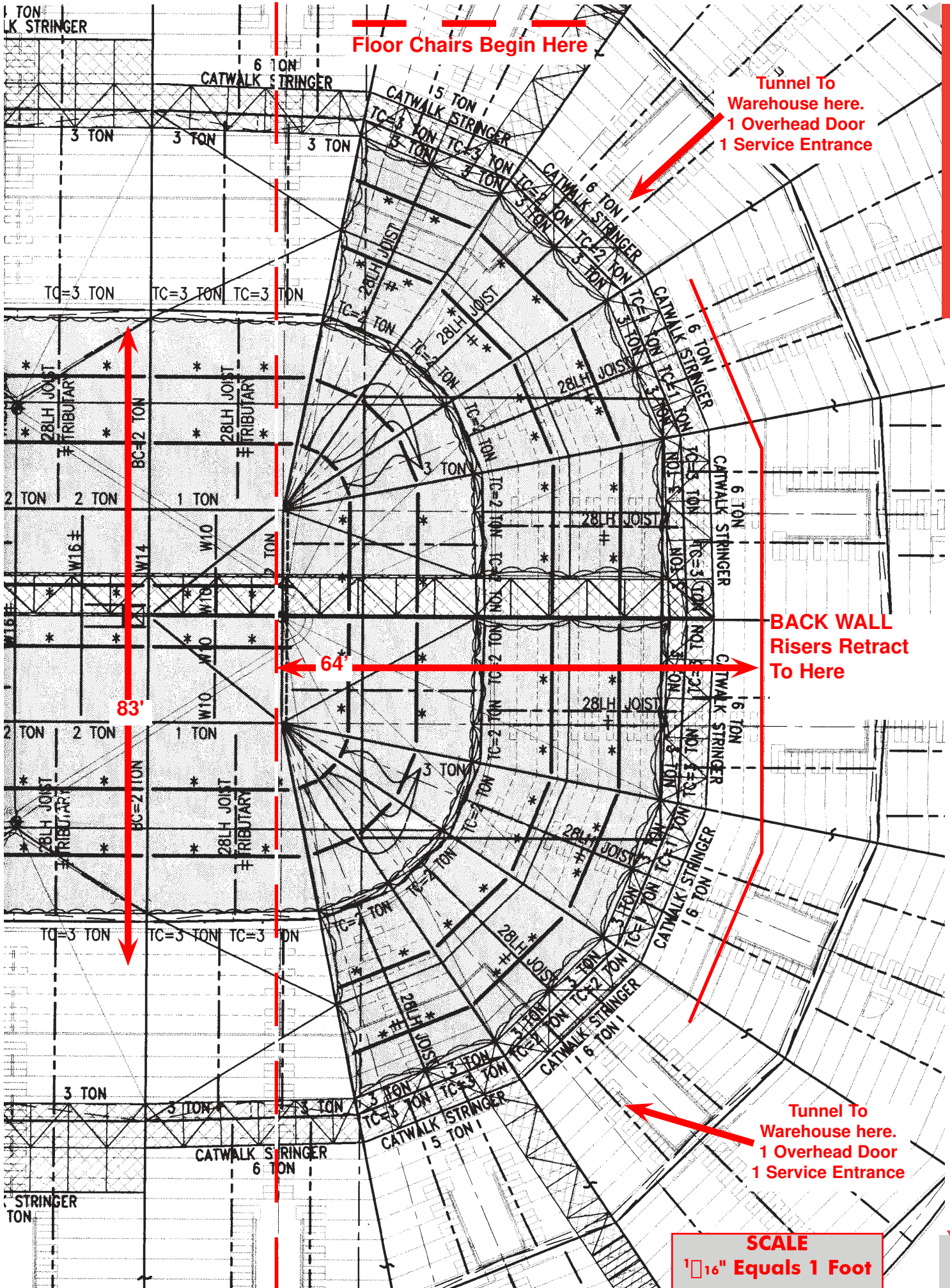
TOTAL  
BOWL SEATS  
**8,393**

**ADDITIONAL SEATING:**

Suites	416
Press Box	20
Special Needs	110 (East/West ADA)
Upper Clubs	32

**578**

**TOTAL 8,971**



Floor Chairs Begin Here

Tunnel To Warehouse here.  
1 Overhead Door  
1 Service Entrance


BACK WALL Risers Retract To Here

Tunnel To Warehouse here.  
1 Overhead Door  
1 Service Entrance

83'

64'

SCALE  
1" = 16" Equals 1 Foot



- Rigging capacity is symmetric about North/South axis.  
 - Rigging is generally to be from top roof steel HSS tubes.  
 (Note \*) Bridles to be above the access net.

**NOTES**

1. Total allowance rigging load is 60 tons. (120K)
2. Max. allowable load on an individual span as "\_\_\_Tons" on span.
3. Max. load tributary to joist or multispans beam as noted "\_\_\_Tons Tributary" on beam or joist.

4. Loads may be hung vertically or bridled up to 45 degree angle.
5. HSS 4 1/2" rigging tubes with "\*\*\*" have capacity as follows:
  - a.) Max mid span point load: 2.2 ton
  - b.) 2 point loads @ 1/3 point load: 2@1.6 ton.
  - c.) uniform distributed load: 680#/ft.
6. Rigging from open webbed joists must be from panel points. Bridled loads to joists @ top chord or @ bottom chord @ rigging tubes only.
7. Rigging loads on catwalk stringers include any production

- equipment on catwalk.
8. 28LH joists and beams with "\*\*\*" have tributary capacity as follows:
  - a.) Max. mid span point load: 4.5 ton
  - b.) 2 point loads @ 1/3 point load: 3.4 ton
  - c.) Uniformly distributed load: 650# / ft.



# City Of Green Bay

DIRECTIONS



**EAST on Hwy. VK  
"Lombardi Ave."  
Exit #167**

**RESCH CENTER**  
VETERANS SHOPKO HALL

**Hwy. 41  
NORTH**

**Hwy. 172  
WEST  
Exit 180**

**I-43  
NORTH**



### Coming from the south on Highway 41:

Take Highway 41 north to the Lombardi exit (exit #167). Go east (right) on Lombardi for approximately 1.75 miles. Cross Oneida Street, turn right into the Red Lot behind Shopko Hall and the Resch Center.

### Coming from the south on Interstate 43:

Take I43 north to Highway 172 West. Take the Oneida/Ashland Street exit. Go left (to Oneida Street). At Oneida Street go north (right). Continue north on Oneida Street for approximately 2 miles. Turn right onto Lombardi Avenue, turn right again into the Red Lot behind Shopko Hall and the Resch Center.

### Coming from the north on Highway 41/141:

Take 41/141 south to the Lombardi Exit (exit #167). Go east (left) on Lombardi for approximately 1.75 miles. Cross Oneida Street, turn right into the Red Lot behind Shopko Hall and the Resch Center.

### Coming from the north on Highway 57

Take Highway 57 south to I43 South. Take the Highway 172 exit. Take the Oneida/Ashland Street exit. Go left (to Oneida Street). At Oneida Street go north (right). Continue north on Oneida Street for approximately 2 miles. Turn right onto Lombardi Avenue, turn right again into the Red Lot behind Shopko Hall and the Resch Center.

### Coming from the west on Highway 29/32:

Take Highway 29 East to Highway 41 South. Take 41/141 South to the Lombardi Exit (exit #167). Go East (left) on Lombardi for approximately 1.75 miles. Turn right onto Lombardi Avenue, turn right again into the Red Lot behind Shopko Hall and the Resch Center.

**RESCH CENTER PREFERRED HOTEL PARTNER**



Aloft Hotel Green Bay  
aloftgreenbay.com

(920) 593-6007  
Stacie Christel  
stacie.christel@aloftgreenbay.com



# Lambeau Field GREEN LOT



TRUCK  
PARKING

Oneida Street

Packers Practice Field

Don Hutson Center

Packers Practice Field

U.S. Cellular LOT

Private Business

Days Inn

Veterans Memorial Monument

**GOLD LOT**  
**(ADA Parking)**

Bart Starr Plaza  
Front Public Entrance

**BROWN COUNTY VETERANS MEMORIAL ARENA**  
**SHOPKO HALL**  
 **RESCH CENTER**

**SILVER LOT**

**RED LOT**

Docks

Armed Forces Drive

Lombardi Avenue

Alley to RED LOT PARKING

Best Western

FOX 11 TV

Arena Motel

Holmgren Way

