



Portland, Oregon | Technical Information | Revision 3.0

RoseQuarter

MODA CENTER

Rip City Management (RCM) operates the Moda Center. All contacts regarding the use of the facility are made with RCM. All requests for information about rental rates, user fees, labor, concessions, merchandising, catering, box office, advertising and insurance should be directed to the Event Sales Department at 503.797.9709.

ADDRESS & SHIPPING

Mailing address: Rip City Management
One Center Court, Suite 150 Portland, OR 97227

Shipping address: Moda Center Loading Dock
100 Drexler Drive Portland, OR 97227

Please be advised that due to a lack of secure storage space, RCM will not accept any shipments for a show more than 2 days prior to your load in date.

AIR MOVEMENT IN THE ARENA

We will, if requested, shut the air circulation down in the arena bowl to the absolute lowest level required by law to keep our fire sensors active.

Please Note: Even with the entire ventilation system shut down, the building has a natural air circulation in it that is capable of moving stage curtains and will move “fog” on the stage. This effect is greatly influenced by weather and is totally out of our control. This effect will also become more conspicuous once the doors to the building have opened. The doors leading into the loading dock will have a pronounced impact on the amount of air movement around the stage. If you are planning to load trucks between acts, please take this into consideration.

CONFIGURATIONS & CAPACITIES (All capacities are subject to production kills as well as stage and floor design)

North End Stage – primary concert configuration, closest to loading dock and power, under added rigging steel
180-degree capacity 13,000 | 270-degree capacity 15,750 | 360-degree capacity 19,000 | GA Floor capacity 2,000

Theatre of the Clouds (TOTC) – an intimate space created by an 85’ high curtain backdrop; stage is placed in center of arena floor and plays to the west side seating sections, the room is wide and shallow

Capacity with full curtain set installed approximately 3,000 | Opening additional upper tier seats approximately 6,500

Center Stage in the Round – stage placed in center of arena and playing to all sides; limited floor seating | 360-degree capacity 19,000

DRESSING ROOMS All dressing rooms are equipped with a full lavatory, including shower.

Stage left – 3 star rooms 24’x19’, 2 chorus rooms 30’x34’, 1 officials’ locker room for 6 people. All are equipped with makeup tables, mirrors and lights, full length mirrors, TVs, house sound system and IC, approx. 170’ to stage, phone and internet service can be made available.

Stage right – 3 team locker rooms 30’x40’ for 22 people, 2 of which have 2 smaller office-type rooms attached. All are equipped with full-length mirrors, TVs, house sound system and IC. Approx. 200’ to stage; phone and internet service can be made available.

ELECTRICAL SERVICE Power vaults are located SR & SL at the north end of the event floor.

Each vault has:

2 – 400 amp, 120/208 volt, 3 phase panels with Posi-Loc connector | 4 – 200 amp, 120/208 volt, 3 phase panels with Posi-Loc connectors

In each vault, 2 – 200 amp panels are designated for sound and are on a separate isolated transformer; however, the total sound power capacity is only 600 amps.

75’ of feeder cable is sufficient for most north end stages | 150’ of feeder cable is needed for most center stage and TOTC configurations

EVENT FLOOR

The event floor is a concrete ice floor rated at 150 psf. The ice floor is 85’x200’, the floor area without any seating sections set is 120’x248’. The ice floor is equipped with rated inserts set in 4 rows running the length of the floor.

FOLLOW SPOTS

The building is equipped with ten 2k Lycian 1290XLT follow spots. The building has a total of 12 follow spot perches, 4 single size perches on each side, 2 single size perches on the north end and 2 double size perches on the south end. The perches are 95 feet above the event floor and have IC run to them. Follow spots can be moved to different perches when needed to provide proper coverage. There is a fee of \$175.00 per unit, not including labor, to move them.

INTERCOM

The building has a 2 channel Clear-Com system. Both channels are accessible from 6 event floor panels. Other IC locations include sound console, house light position, 12 follow spot perches and 2 on the catwalks.

The building inventory includes 20 wired belt packs.

Blazers Broadcasting has a RTS IC system. Both systems can be interconnected to provide complete communication between a show, the house crew and the house video production company.

LOADING DOCK INFORMATION

The loading dock is located at 100 Drexler Drive. It has 6 truck bays, 2 with mechanical levelers and four with hinged dock plates. Also there is one ramp for direct access to the arena floor. BAY #4 IS ALWAYS LEFT OPEN FOR BUILDING DELIVERIES UNTIL 3:00pm.

Shore power is provided by 3 – 200 amp disconnects located in bay #6. Two more disconnects are located just outside the covered dock area.

The loading dock door is 14' h x 17'w. In the covered dock area 6 trucks, 4 buses and 6 cars can be staged.

PYROTECHNICS

Safety is a primary concern of the RCM production department. The department has specific operating policies, which must be followed.

Audience - No pyrotechnic material will be flown over the audience seating area regardless of its trim height.

Working Personnel - All personnel working on the building's rigging steel shall wear a full harness tied into the fall arrest system. All personnel working on the building's catwalks shall follow RCM policy, which prohibits food and drinks on the catwalks. All tools, equipment and supplies left on the catwalks during the performance shall be attached to the catwalk handrails with a safety cable or line.

Building Equipment & Show Rigging - Any flying truss which has pyro attached must have steel cables connecting the truss to the hook on the chain motor. Any flown equipment in proximity to pyrotechnics must also be made safe. The RCM production manager shall have final authority to determine which equipment must be flown with a safety cable. The steel cables may be added as a safety to the normally used span set supporting the truss.

The RCM Production Manager will determine how close pyro may be located to the scoreboard, speakers or other building equipment. In general, pyro is not permitted within 30' of the scoreboard and center hung speakers.

RIGGING

Steel is 105' above the arena floor. No rigging points may be attached to the motor platform or catwalks.

No center rigging point. No rigging to or through Scoreboard allowed. Scoreboard is 31' x 31' with 6 speaker clusters: 5' wide 13.5' deep, 3' off each face of the scoreboard. Maximum motor hook height 70'.

Acoustic clouds may be rotated to allow passage of rigging cables.

We follow engineer rigging guidelines without deviation. The weight restrictions and rigging narrative can be discussed further by contacting the Production Department. No rigging to anything but the approved trusses allowed. No breast lines or rigging lines may be attached to any railing or seats.

All high riggers working on the rigging steel, regardless of who employs them, are required to use the fall arrest system with the approved harness. The Rose Quarter will provide the lanyards and the harness (maximum of eight units.)

The suites are private property; no projectors or other equipment directly in front of or in the suites. No entry into the suites.

SHOW & LOAD OUT

No work may take place in or over the audience area until after the floor has been cleared of patrons (this includes work done by the tour's staff). We will not start to remove chairs or any other building equipment off of the floor until this area is completely cleared. This includes equipment movement on the catwalks.

SOUND SYSTEM

6 Main clusters around the scoreboard. Each cluster composed of 8 JBL cabinets (6-VLA601, 2- VLA901).

STAGE HAND LABOR

The following are some notes regarding stagehands for your show. This is not a complete listing of all of the local stage rules.

1. The show will be required to have an electrician on duty from the start of load in continuously through load out
2. Premium pay (1.5 X) after 8 hours or after midnight.
3. 4-hour minimum call, max of 2-hour break without starting a new call.
4. The department heads are the last positions cut from a call.
5. Meal penalty after 5 hours of work, continuing until a meal break is given (30 min. break on the clock if the show feeds the crew, or 1-hour break off the clock). Meal penalty is 1.5 X the prevailing rate.
6. Riggers will receive a 15-minute break after 2 hours.
7. Double pay on holidays.
8. The Show is considered a separate call.
9. If show is taped (video and/or audio), stagehand pay rates will go to recording rates.
10. The spotlight operators will receive a 15-minute break at the end of the show before commencing the load out.

STAGE BARRICADE

336' of StageRight CC-500 freestanding barricade.

STAGING

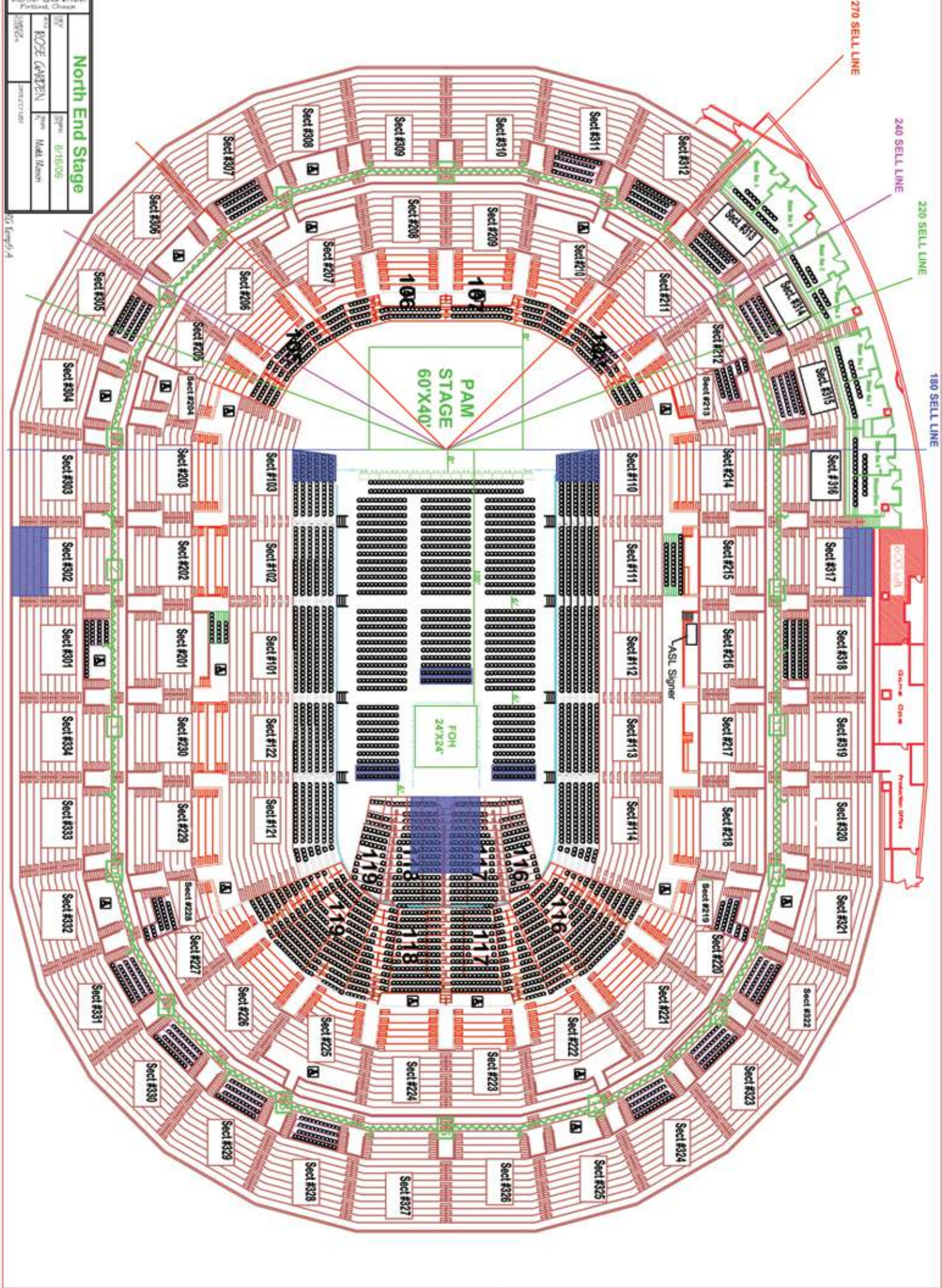
The Moda Center has a very complete inventory of StageRight staging that will accommodate most needs. The load limit is 125 psf. The surface is black fiberglass. There is sufficient inventory to build 2 - 60'x 40' stages.

Concert stages can be built from 4' to 6.5' high in 2-inch increments on rolling frames. Fixed stages and platforms can be built from 1' to 4' using another StageRight frame system. There are multiple step units to reach any stage height that can be built with the system. Stage skirting is black and can fit all stage heights.

ROSE QUARTER Portland, Oregon	
NO. 100	DATE 8/18/06
PROJECT ROSE GARDEN	NAME Matt Mason
NO. 1002	PROJECT NO.

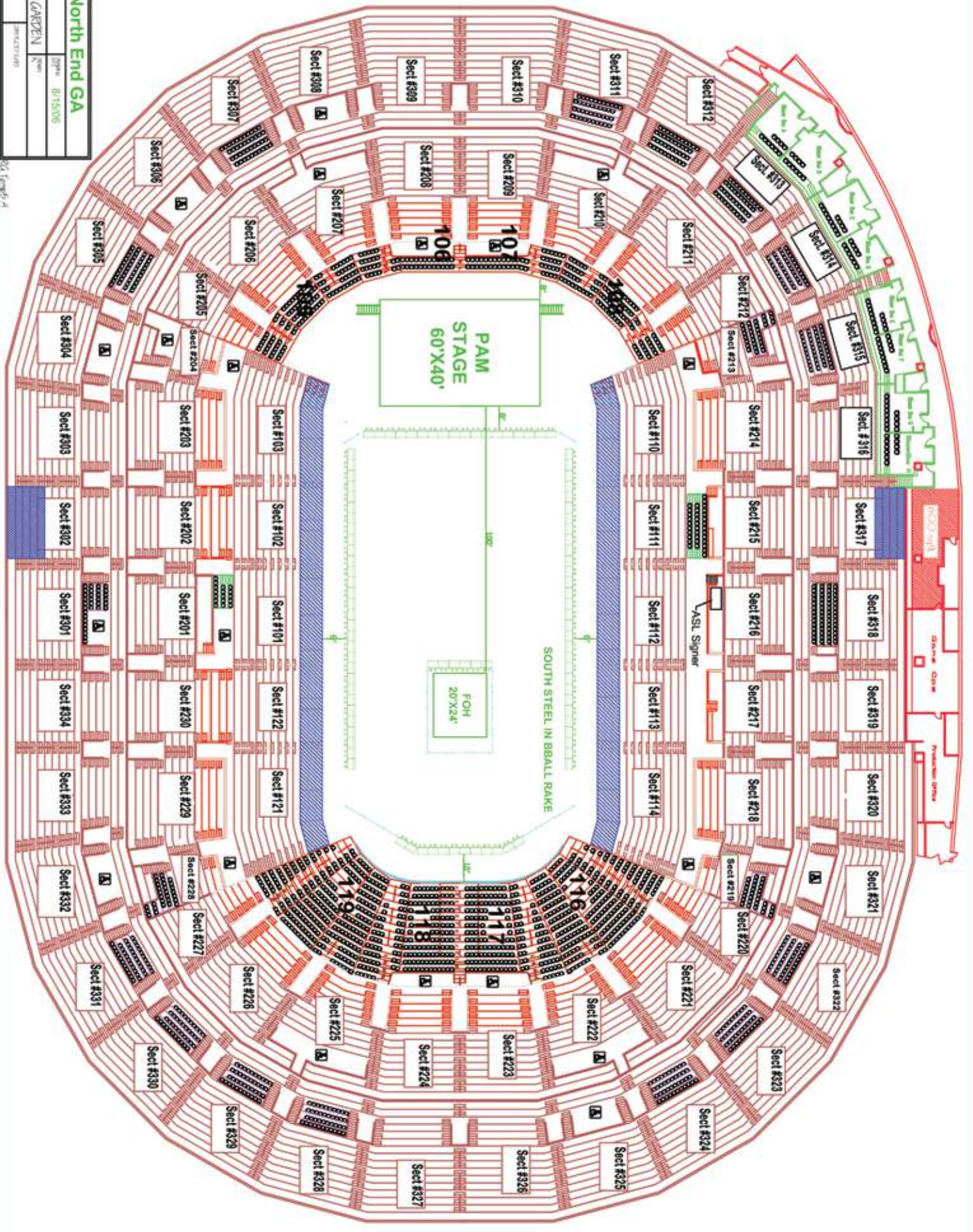
North End Stage

Scale 1/8" = 1'-0"



ROSE QUARTER Portland, Oregon	
DATE	REV
ROSE GARDEN	ROSE GARDEN
PROJECT FILE	DATE
	8/15/06
North End GA	

20' Temp 1



KITCHEN
BAR
RESTROOMS
ASL Signer

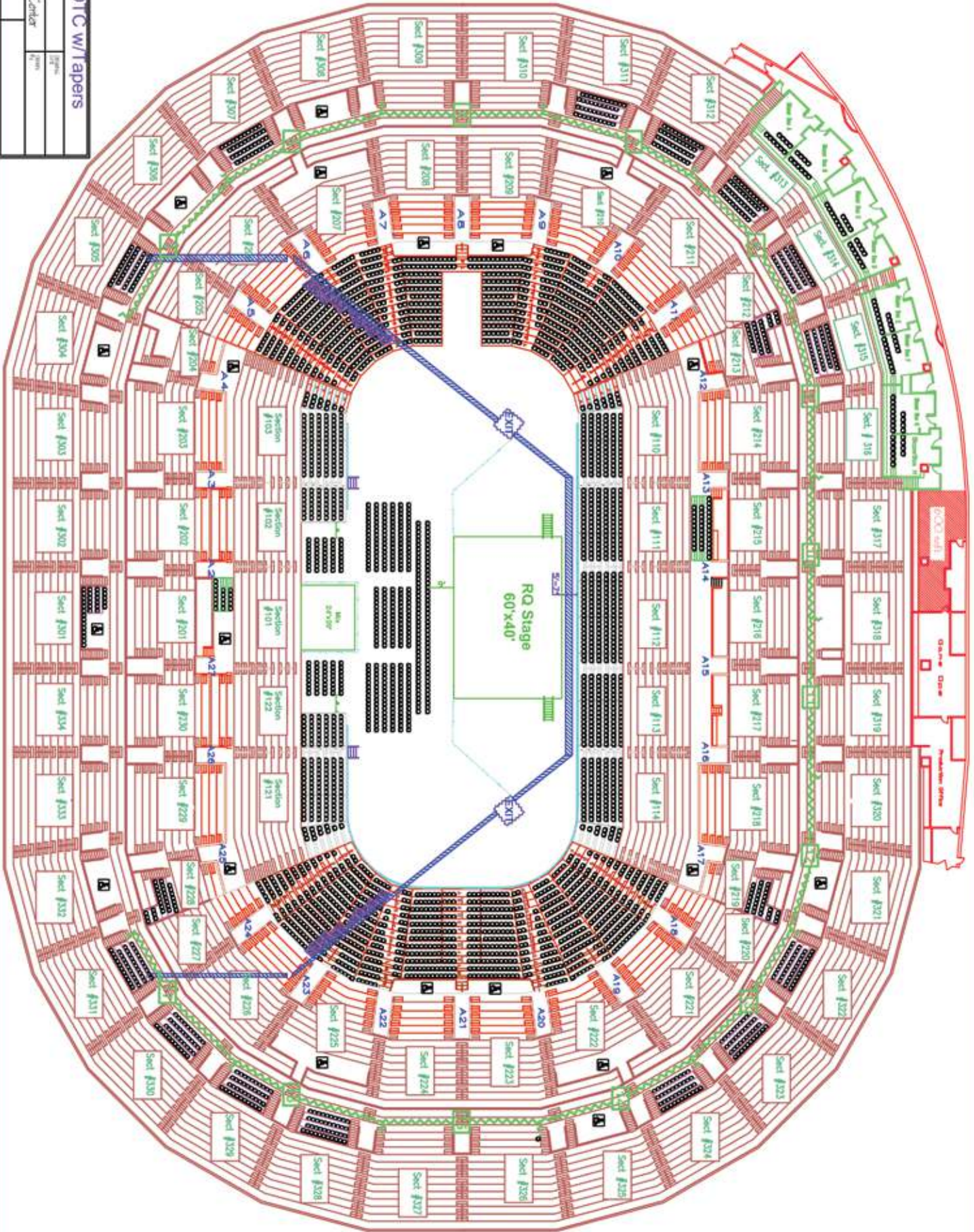
PAM
STAGE
60' X 40'

FOH
20' X 24'

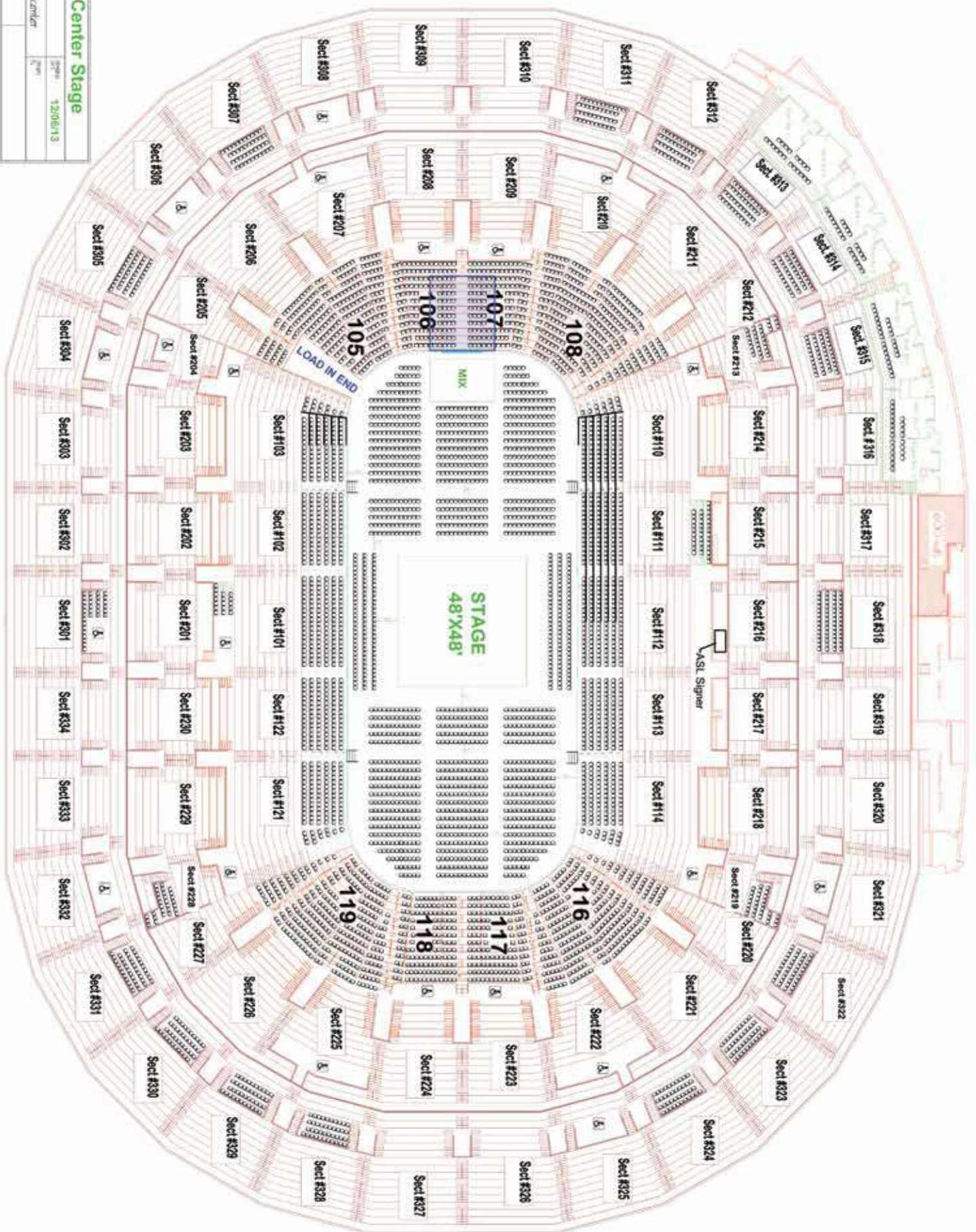
SOUTH STEEL IN BALL RAKE

Sect #101, Sect #102, Sect #103, Sect #104, Sect #105, Sect #106, Sect #107, Sect #108, Sect #109, Sect #110, Sect #111, Sect #112, Sect #113, Sect #114, Sect #115, Sect #116, Sect #117, Sect #118, Sect #119, Sect #120, Sect #121, Sect #122, Sect #123, Sect #124, Sect #125, Sect #126, Sect #127, Sect #128, Sect #129, Sect #130, Sect #131, Sect #132, Sect #133, Sect #134, Sect #135, Sect #136, Sect #137, Sect #138, Sect #139, Sect #140, Sect #141, Sect #142, Sect #143, Sect #144, Sect #145, Sect #146, Sect #147, Sect #148, Sect #149, Sect #150, Sect #151, Sect #152, Sect #153, Sect #154, Sect #155, Sect #156, Sect #157, Sect #158, Sect #159, Sect #160, Sect #161, Sect #162, Sect #163, Sect #164, Sect #165, Sect #166, Sect #167, Sect #168, Sect #169, Sect #170, Sect #171, Sect #172, Sect #173, Sect #174, Sect #175, Sect #176, Sect #177, Sect #178, Sect #179, Sect #180, Sect #181, Sect #182, Sect #183, Sect #184, Sect #185, Sect #186, Sect #187, Sect #188, Sect #189, Sect #190, Sect #191, Sect #192, Sect #193, Sect #194, Sect #195, Sect #196, Sect #197, Sect #198, Sect #199, Sect #200, Sect #201, Sect #202, Sect #203, Sect #204, Sect #205, Sect #206, Sect #207, Sect #208, Sect #209, Sect #210, Sect #211, Sect #212, Sect #213, Sect #214, Sect #215, Sect #216, Sect #217, Sect #218, Sect #219, Sect #220, Sect #221, Sect #222, Sect #223, Sect #224, Sect #225, Sect #226, Sect #227, Sect #228, Sect #229, Sect #230, Sect #231, Sect #232, Sect #233, Sect #234, Sect #235, Sect #236, Sect #237, Sect #238, Sect #239, Sect #240, Sect #241, Sect #242, Sect #243, Sect #244, Sect #245, Sect #246, Sect #247, Sect #248, Sect #249, Sect #250, Sect #251, Sect #252, Sect #253, Sect #254, Sect #255, Sect #256, Sect #257, Sect #258, Sect #259, Sect #260, Sect #261, Sect #262, Sect #263, Sect #264, Sect #265, Sect #266, Sect #267, Sect #268, Sect #269, Sect #270, Sect #271, Sect #272, Sect #273, Sect #274, Sect #275, Sect #276, Sect #277, Sect #278, Sect #279, Sect #280, Sect #281, Sect #282, Sect #283, Sect #284, Sect #285, Sect #286, Sect #287, Sect #288, Sect #289, Sect #290, Sect #291, Sect #292, Sect #293, Sect #294, Sect #295, Sect #296, Sect #297, Sect #298, Sect #299, Sect #300, Sect #301, Sect #302, Sect #303, Sect #304, Sect #305, Sect #306, Sect #307, Sect #308, Sect #309, Sect #310, Sect #311, Sect #312, Sect #313, Sect #314, Sect #315, Sect #316, Sect #317, Sect #318, Sect #319, Sect #320, Sect #321, Sect #322, Sect #323, Sect #324, Sect #325, Sect #326, Sect #327, Sect #328, Sect #329, Sect #330

E.C. QUARTER	
Partial, Open	
DATE	DATE
BY	BY
Model Center	Model Center
1/18/25	1/18/25
TOTC w/Tapers	



ROSE QUARTER	
Project	12/10/2013
By	meda center
Scale	1:200
Date	12/10/13
Center Stage	



LOAD IN END

STAGE
48'X48'

ASL Signer

105

106

107

108

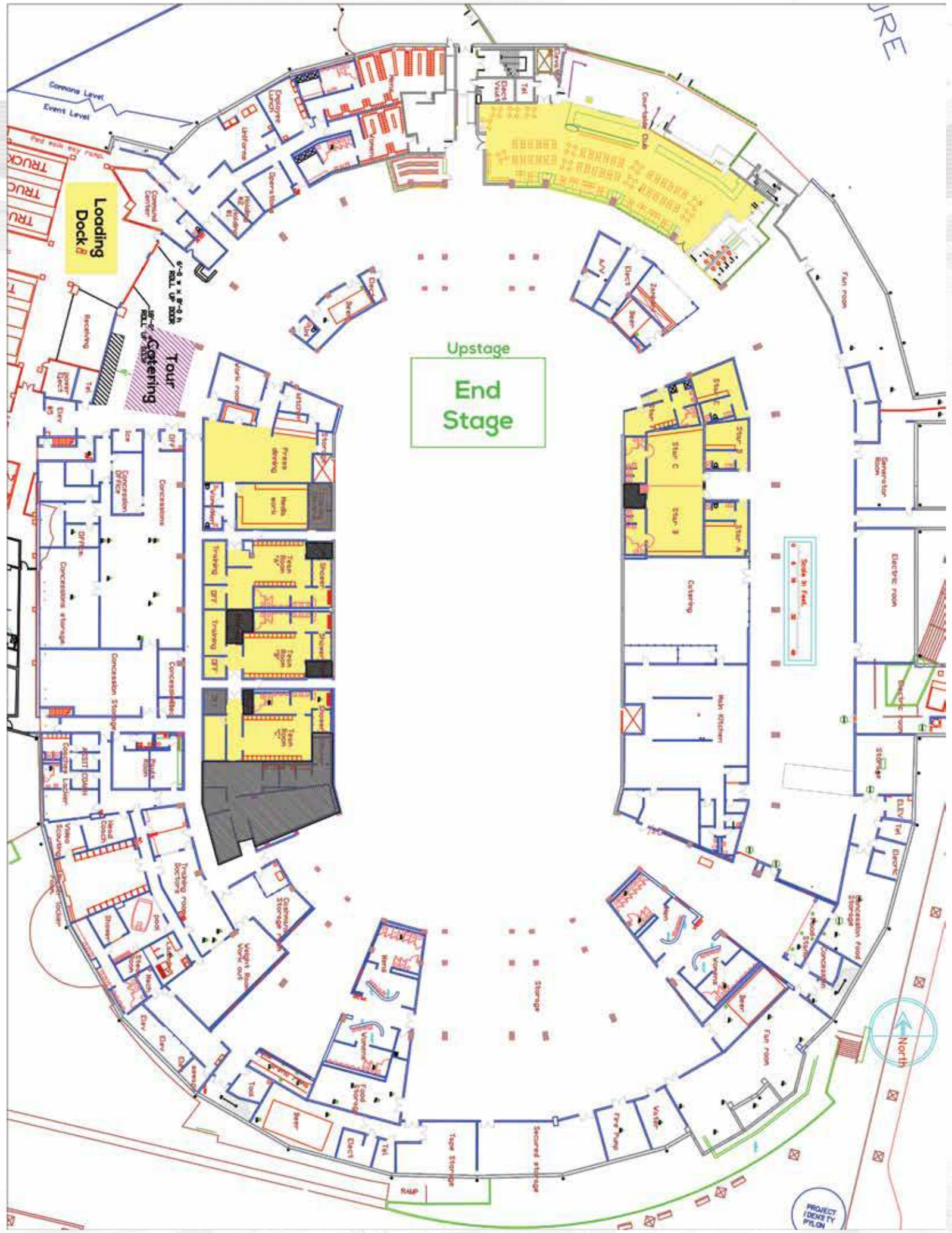
119

118

117

116

- Sect #309
- Sect #310
- Sect #311
- Sect #312
- Sect #313
- Sect #314
- Sect #315
- Sect #316
- Sect #317
- Sect #318
- Sect #319
- Sect #320
- Sect #321
- Sect #322
- Sect #323
- Sect #324
- Sect #325
- Sect #326
- Sect #327
- Sect #328
- Sect #329
- Sect #330
- Sect #331
- Sect #332
- Sect #333
- Sect #334
- Sect #301
- Sect #302
- Sect #303
- Sect #304
- Sect #305
- Sect #306
- Sect #307
- Sect #308
- Sect #200
- Sect #201
- Sect #202
- Sect #203
- Sect #204
- Sect #205
- Sect #206
- Sect #207
- Sect #208
- Sect #209
- Sect #210
- Sect #211
- Sect #212
- Sect #213
- Sect #214
- Sect #215
- Sect #216
- Sect #217
- Sect #218
- Sect #219
- Sect #220
- Sect #221
- Sect #222
- Sect #223
- Sect #224
- Sect #225
- Sect #226
- Sect #227
- Sect #228
- Sect #101
- Sect #102
- Sect #103
- Sect #110
- Sect #111
- Sect #112
- Sect #113
- Sect #114



IRE

Loading Dock 8

Upstage
End Stage

Tour Catering

Scale in Feet

North

PROJECT IDENTITY Pylon



Veterans Memorial

COLISEUM

Portland, Oregon | Technical Information | Revision 3.0

RoseQuarter

VETERAN'S MEMORIAL COLISEUM

Rip City Management (RCM) operates the Veterans Memorial Coliseum (VMC). All contracts regarding the use of the facility are made with RCM. All requests for information about rental rates, user fees, labor, concessions, merchandising, catering, box office, advertising and insurance should be directed to the Event Sales Department at 503.797.9709.

ADDRESS & SHIPPING

Mailing address: Rip City Management
One Center Court, Suite 150 Portland, OR 97227

Shipping address: Moda Center Loading Dock
100 Drexler Drive Portland, OR 97227

Day of show items can be shipped directly to the VMC at the following address:
Coliseum Stage Door
300 Ramsay Way Portland, OR 97227

Please be advised that due to a lack of secure storage space, RCM will not accept any shipments for a show more than 2 days prior to your load in date.

CCTV SYSTEM

The building has a two-channel CCTV system. Receivers are located on the public concourse and in concession stands. Some meeting rooms have cable drops for portable sets.

CONFIGURATIONS & CAPACITIES (All capacities are subject to production kills as well as stage and floor design)

North End Stage – primary concert configuration; closest to loading dock and power
180-degree capacity 8,500 | 270-degree capacity 9,500 | 360-degree capacity 10,500 | GA Floor capacity 1,800

Half House – stage placed near center of arena and playing to one end; limited floor and side seating
180-degree capacity 3,000 or 7,000

DRESSING ROOMS All dressing rooms are equipped with a full lavatory, including shower (unless otherwise noted).

Stage left – 2 team rooms (23x16 and 13x18), 1 small room (approx. 100 sq. ft). Also, 1 small room (approx. 200 sq. ft.) with sink only, no lavatory.

Stage right – 4 small (2 person) rooms, 2 team rooms (18x17 and 19x14).

ELECTRICAL SERVICE

Stage power is located at the north end of the event floor.

Stage right – three 400 amp, 120/208 volt, 3 phase

Stage left – one 400 amp, 120/208, 3 phase

Also, power is available at the following location:

Southeast - one 400amp, 120/208 volt, 3 phase and one 200amp, 120/208 volt, 3 phase

75' of feeder cable is sufficient for most north end stages

150' of feeder cable is needed for most center stages

There is no shore power available at the Coliseum.

EVENT FLOOR

The event floor is a concrete ice floor rated at 150 psf. The ice floor is 85'x200'; the floor area without any seating sections set is 120'x248'. The ice floor is equipped with rated inserts set in 4 rows running the length of the floor.

EXHIBIT HALL

The Exhibit Hall is a trade show space located on the east side of the building. The 346'x 120' room has 40,000 sq. ft. support columns spaced 30' apart, which run in both directions. Ceiling height varies from 14.5 ft to 10 ft. Ceiling electrical power busses are spaced 60' apart. Three phase, 120/208-volt power drops are available in 30, 60 and 100 amp capacities.

A 12'x12' roll up door is located at the south end off Drexler drive, allowing direct access to show floor.

FOLLOW SPOTS

The building is equipped with 6-1.5k Short Throw Super Troopers and 2-2k Long Throw Super Troopers. The building has 8 single size perches. The perches are 55' feet above the event floor and have IC run to them. Follow spots cannot be moved.

INTERCOM

The building has a two-channel Telex intercom system accessible from 4 event floor panels. Other IC locations include sound/house light position and 8 follow spot perches. There is no IC to the dressing rooms.

The building inventory includes 10 wired belt packs and headsets.

LOAD IN INFORMATION

The north end loading dock is located off Ramsay Way and provides direct access to the event floor. The loading dock door is 14' h x 18' w. The ground level dock can accommodate 2 trucks at a time. Ramps or fork lift are needed. No trucks, cars or buses can be left at the dock or in the marked fire lane.

Show parking is provided in the North Stage Door lot for 6 trucks/buses OR 40 cars. Additional parking may be available directly across the street in the Benton lot for a fee.

The south end loading dock is located off Drexler Drive. The ground level dock can accommodate 2 trucks at a time. Use of the south dock requires advance arrangements. There is no shore power available.

MEETING ROOMS

There are 7 meetings rooms available for rent.

Room	Theater Capacity	Banquet Capacity	Classroom Capacity	Length x Width	Ceiling Height
Georgia Pacific	600	350	240	119 x 63	15'
Weyerhaeuser	185	104	102	59 x 45	13'
Fountain	100	80	72	46 x 35	13'
U.S. Plywood	208	120	120	57 x 43	13'
International Paper	90	64	48	37 x 34	13'
Simpson	135	80	72	60 x 26	13'
Pope & Talbot	90	64	48	45 x 26	13'

All capacities are subject to floor plan usage.

PRESS/PRODUCTION OFFICE

The two-room suite is located stage left, just outside the arena bowl. The 416-sq. ft. space is equipped with a press desk along the walls, internet and multiple phone lines.

PYROTECHNICS

Safety is a primary concern of the RCM production department. The department has specific operating policies that must be followed.

Audience - No pyrotechnic material will be flown over the audience seating area, regardless of its trim height.

Working Personnel - All personnel working on the building's rigging steel shall wear a full harness tied into the fall arrest system. All personnel working on the building's catwalks shall follow RCM policy, which prohibits food and drinks on the catwalks. All tools, equipment and supplies left on the catwalks during the performance shall be attached to the catwalk handrails with a safety cable or line.

Building Equipment & Show Rigging - Any flying truss which has pyro attached must have steel cables connecting the truss to the hook on the chain motor. Any flown equipment in proximity to pyrotechnics must also be made safe.

The RCM Production Manager shall have final authority to determine which equipment must be flown with a safety cable. The steel cables may be added as a safety to the normally used span set supporting the truss. The RCM Production Manager will determine how close pyro may be located to the scoreboard, speakers or other building equipment. In general, pyro is not permitted within 30' of the scoreboard and center hung speakers.

RIGGING

Max Roof Load (No Snow): 60,000 pounds. Low steel is 65' above the arena floor. No rigging points may be attached to the motor platform or catwalks. No center rigging point. No rigging to or through scoreboard allowed. Scoreboard is 17' x 17'. Maximum floor clearance is 39'

We follow engineer-rigging guidelines without deviation.

	<u>No Snow</u>	<u>Snow Load</u>
B Truss	60,000lbs	30,000lbs
Loads at joints and middle points limited to 5,000lbs no snow; with snow joint limit is 3,000lbs, middle point 2,000lbs.		
C Truss	18,500lbs	8,000lbs
Loads at joints are 2,500lbs; middle points limited to 1,000lbs no snow; with snow joint limit is 1,000lbs, middle point 500lbs.		

No rigging to anything but the approved trusses allowed - no exceptions. No breast lines or rigging lines may be attached to any railing or seats. All high riggers working on the rigging steel, regardless of who employs them, are required to use the fall arrest system with the approved harness. The Coliseum will provide the lanyards and the harness (maximum of eight units).

SHOW & LOAD OUT

No work may take place in or over the audience area until after the floor has been cleared of patrons (this includes work done by the tour's staff). We will not start to remove chairs or any other building equipment off of the floor until this area is completely cleared. This includes equipment movement on the catwalks.

SOUND SYSTEM

The arena bowl has a center cluster with eight arrays and subs mounted above the center scoreboard. Each array has JBL horns and bass cabinets. Six sub cabinets have two 18" speakers. The cluster does not move.

Four Ramsa WP-9220 amps power the horns. Eight Ramsa WP-9440 amps drive the bass and sub cabinets.

A Mackie 16 channel mixer runs the system. The board is located at the top of the south seating section with the house light control. Available inputs are limited, due to building requirements. Six event floor panels with XLR connectors provide an easy patch to the system.

STAGE HAND LABOR

The following are some notes regarding stagehands for your show. This is not a complete listing of all of the local stage rules.

1. The show will be required to have an electrician on duty from the start of load in continuously through load out
2. Premium pay (1.5 X) after 8 hours or after midnight.
3. 4-hour minimum call, max of 2-hour break without starting a new call.
4. The department heads are the last positions cut from a call.
5. Meal penalty after 5 hours of work, continuing until a meal break is given (30 min. break on the clock if the show feeds the crew, or 1-hour break off the clock).
Meal penalty is 1.5 X the prevailing rate.
6. Riggers will receive a 15-minute break after 2 hours.
7. Double pay on holidays.
8. The Show is considered a separate call.
9. If show is taped (video and/or audio), stagehand pay rates will go to recording rates.
10. The spotlight operators will receive a 15-minute break at the end of the show before commencing the load out.

STAGE BARRICADE

336' of StageRight CC-500 freestanding barricade.

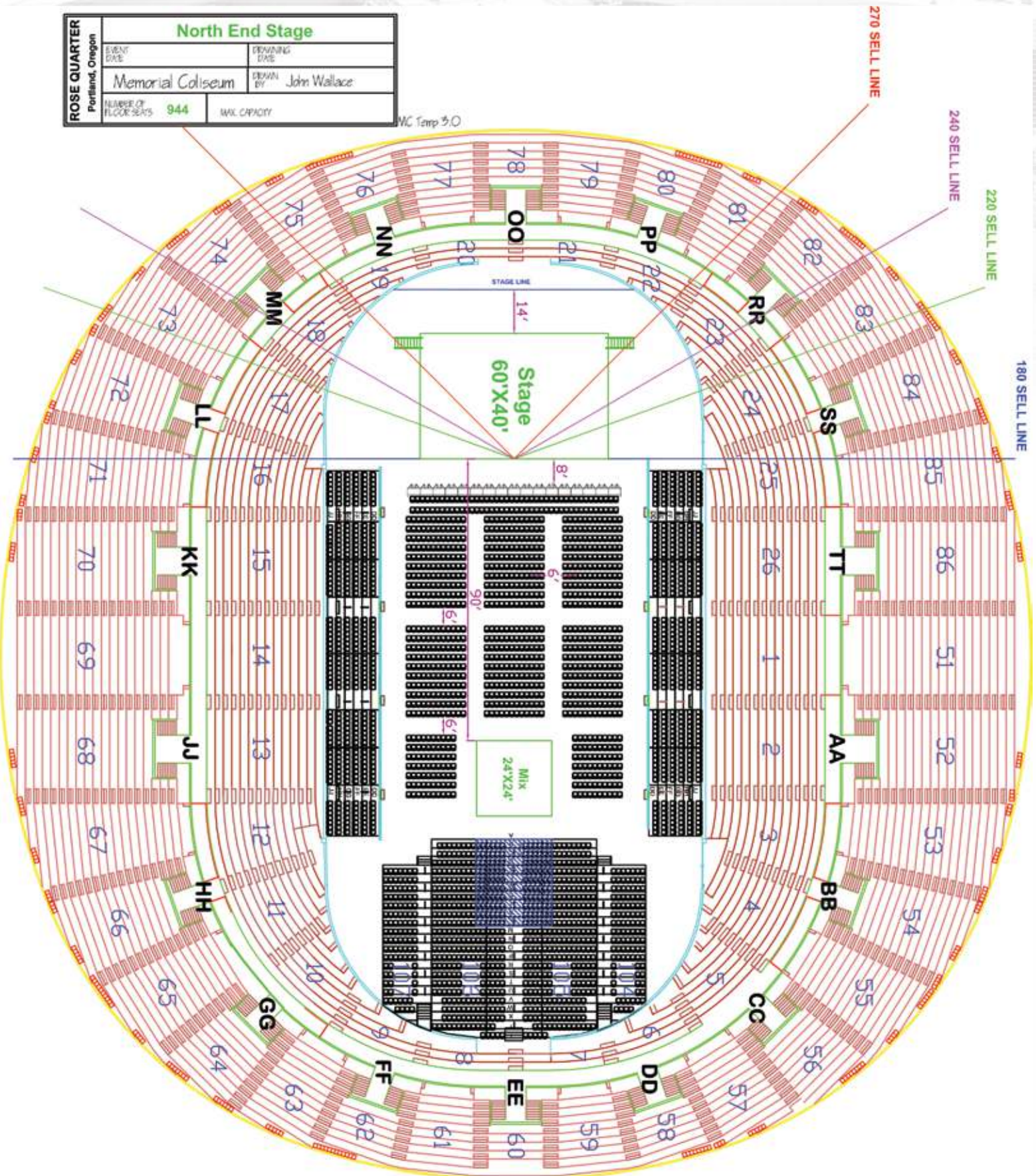
STAGING

The Veteran's Memorial Coliseum has a very complete inventory of StageRight staging that will accommodate most needs. The load limit is 125 psf. The surface is black fiberglass. There is sufficient inventory to build 2 - 60'x 40' stages.

Concert stages can be built from 4' to 6.5' high in 2-inch increments on rolling frames. Fixed stages and platforms can be built from 1' to 4' using another StageRight frame system. There are multiple step units to reach any stage height that can be built with the system. Stage skirting is black and can fit all stage heights.

ROSE QUARTER Portland, Oregon	North End Stage	
	EVENT DATE	DEPARTING DATE
	Memorial Coliseum	DRAWN BY John Wallace
NUMBER OF FLOOR SEATS 944	MAX. CAPACITY	

WC Temp 3.0



270 SELL LINE

240 SELL LINE

220 SELL LINE

180 SELL LINE

Stage
60'X40'

Mix
24'X24'

STAGE LINE
14'

90°

5'

5'

5'

5'

5'

5'

5'

5'

5'

5'

5'

5'

5'

5'

5'

5'

5'

5'

5'

5'

5'

5'

5'

5'

5'

5'

5'

5'

5'

5'

5'

5'

5'

5'

5'

5'

5'

5'

5'

5'

5'

5'

5'

5'

5'

5'

5'

5'

5'

5'

5'

5'

5'

5'

5'

5'

5'

5'

5'

5'

5'

5'

5'

5'

5'

5'

5'

5'

5'

5'

5'

5'

5'

5'

5'

5'

5'

5'

5'

5'

5'

5'

5'

5'

5'

5'

5'

5'

5'

5'

5'

5'

5'

5'

5'

5'

5'

5'

5'

5'

5'

5'

5'

5'

5'

5'

5'

5'

5'

5'

5'

5'

5'

5'

5'

5'

5'

5'

5'

5'

5'

5'

5'

5'

5'

5'

5'

5'

5'

5'

5'

5'

5'

5'

5'

5'

5'

5'

5'

5'

5'

5'

5'

5'

5'

5'

5'

5'

5'

5'

5'

5'

5'

5'

5'

5'

5'

5'

5'

5'

5'

5'

5'

5'

5'

5'

5'

5'

5'

5'

5'

5'

5'

5'

5'

5'

5'

5'

5'

5'

5'

5'

5'

5'

5'

5'

5'

5'

5'

5'

5'

5'

5'

5'

5'

5'

5'

5'

5'

5'

5'

5'

5'

5'

5'

5'

5'

5'

5'

5'

5'

5'

5'

5'

5'

5'

5'

5'

5'

5'

5'

5'

5'

5'

5'

5'

5'

5'

5'

5'

5'

5'

5'

5'

5'

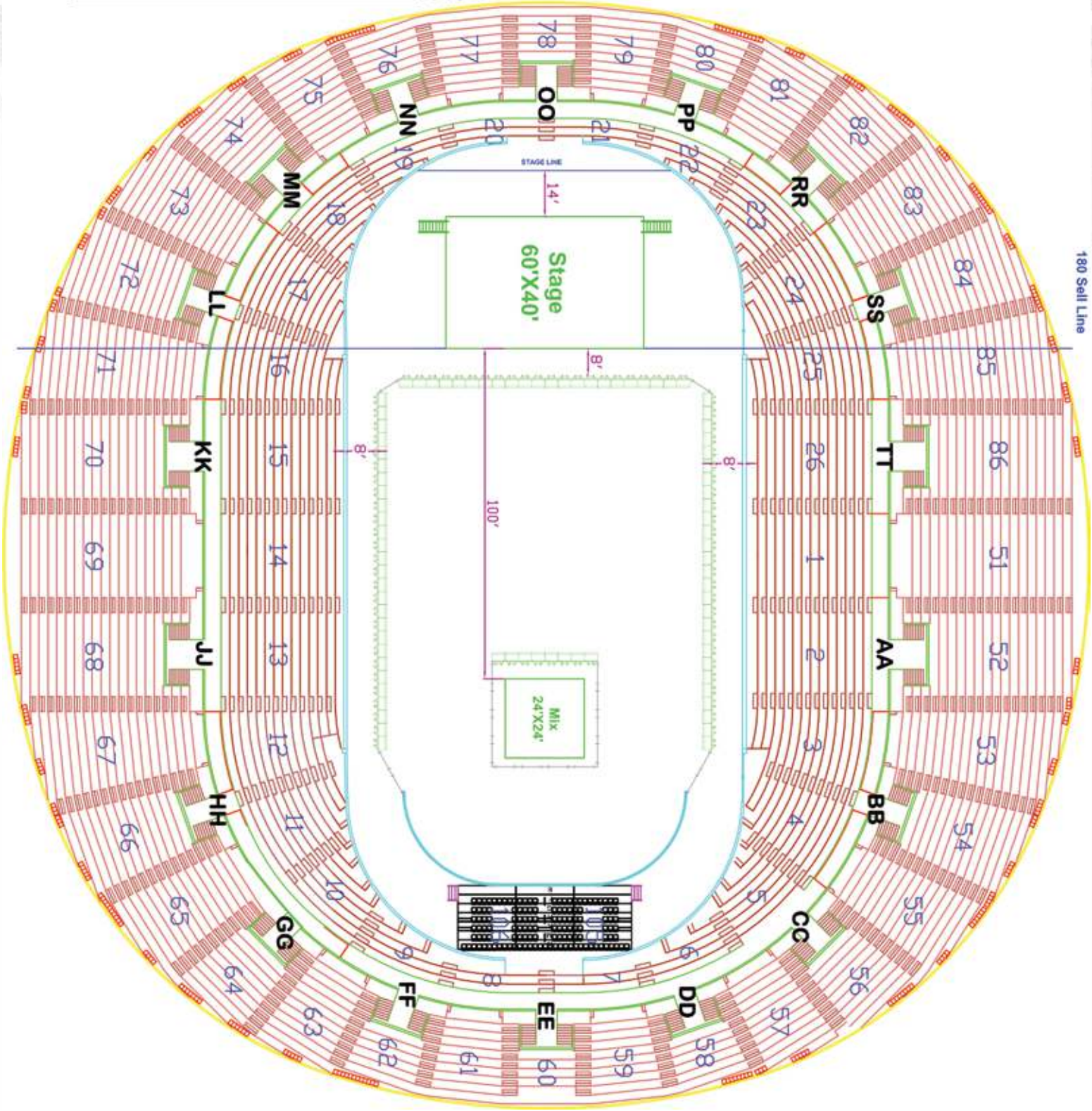
5'

5'

5'

ROSE QUARTER Portland, Oregon	North End GA Floor	
	EVENT DATE	DRAWING DATE
	Memorial Coliseum	DRAWN BY John Wallace
NUMBER OF FLOOR SEATS	MAX. CAPACITY	

WC Temp 50



180 Sell Line

North Stage
Door Lot

