



MONTANA
STATE UNIVERSITY

Brick Breeden Fieldhouse Promoter Pack

BRICK
BREEDEN FIELDHOUSE
www.brickbreeden.com

Table of Contents

Table of Contents	2
Directions	3
Physical Address	3
Parking	3
Load In Information	3
Mileage	4
Dressing/Production Rooms	5
Seating Maps	6
Rigging	14
Services	17
Building Contacts	18
Equipment/Power	18
General Photos	19

Directions

Physical Address

Brick Breeden Fieldhouse
#1 Bobcat Circle
Bozeman, MT 59717

Directions

- From 1-90 on North 19th (the first Bozeman exit from the West, third exit from the East)
- Proceed south on 19th for approximately 3 miles.
- Turn left on Kagy Boulevard.
- Proceed on Kagy for 5 blocks... Fieldhouse is on the left... Stadium is on the right.
- [Google Maps](#)

Event/Production Vehicles: Follow directions as listed above. Load in area for the Brick Breeden Fieldhouse is located on the east side of the Fieldhouse.

Parking

Load In Information

The Brick Breeden Fieldhouse has one 12' 6"H x 16'W load in door. Trucks are off-loaded using ramps and/or forklift.



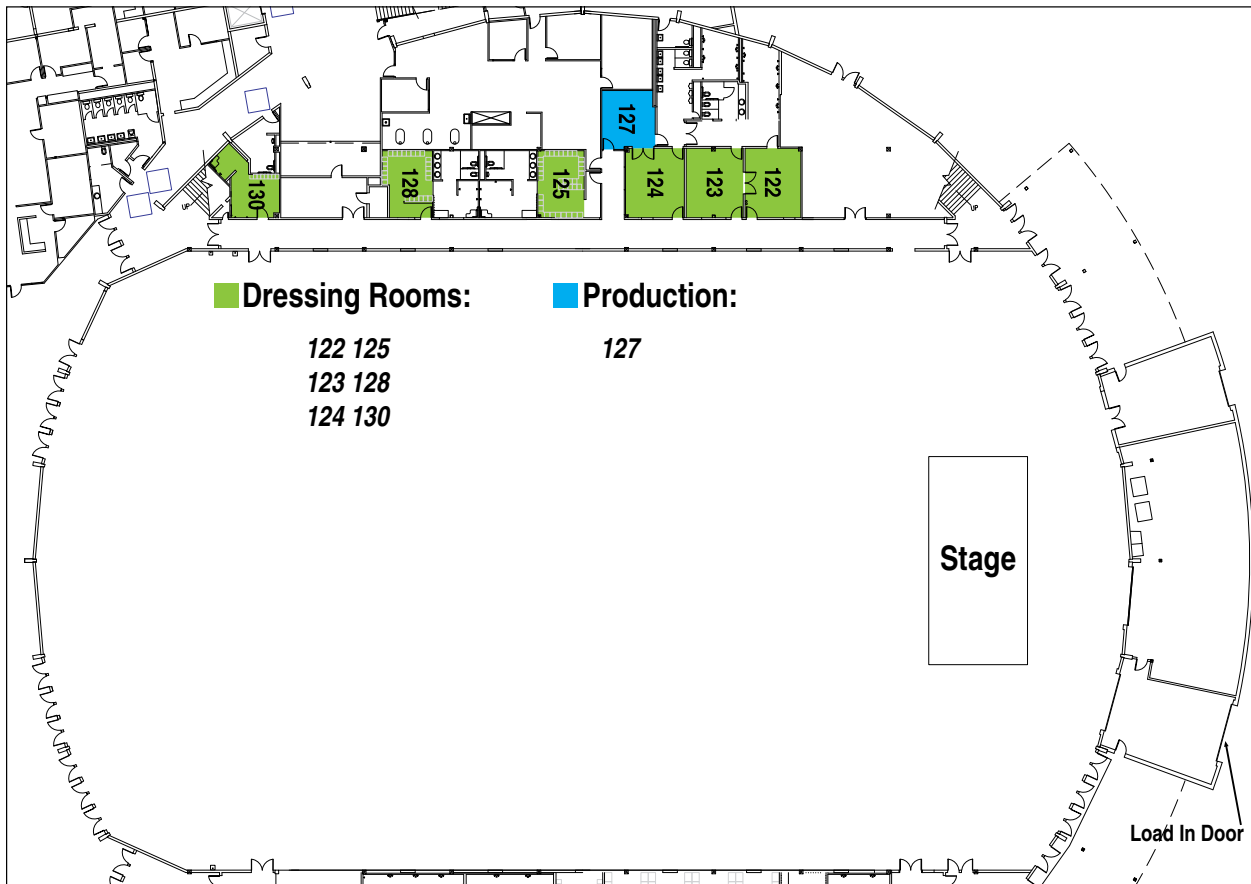


Mileage

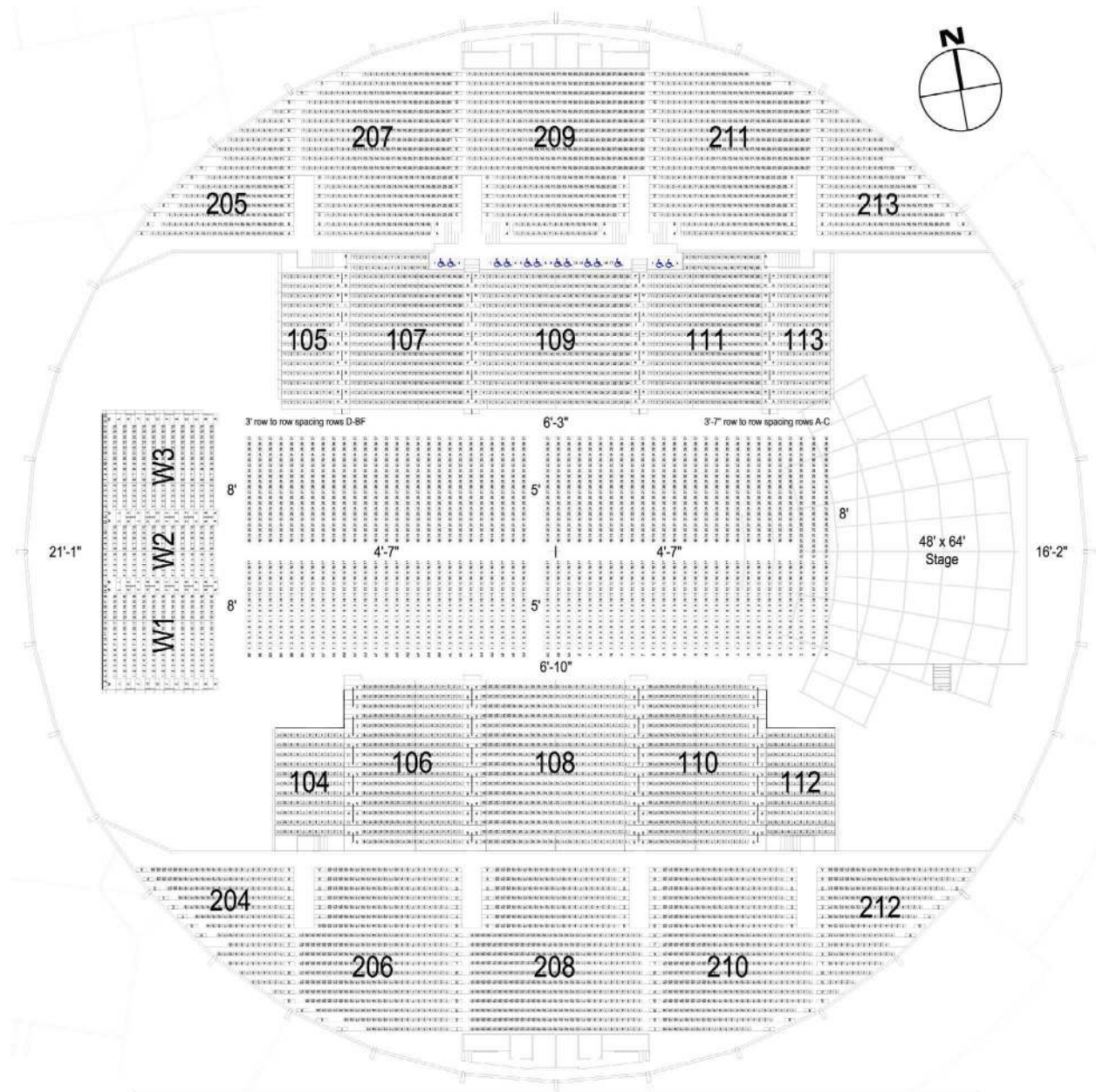
Bozeman to:	Miles	
Billings	140	Google Map
Boise	486	Google Map
Casper	420	Google Map
Missoula	201	Google Map
Rapid City	521	Google Map
Salt Lake	410	Google Map
Spokane	410	Google Map

Dressing/Production Rooms

Room	Size	Distance from Stage	Bathroom	Shower
122	16' x 16'	110 feet	yes	yes
123	16' x 16'	115 feet	yes	yes
124	15' x 15'	125 feet	yes	yes
125	12' x 12'	125 feet	yes	yes
128	12' x 12'	135 feet	yes	yes
130	10' x 10'	150 feet	yes	yes



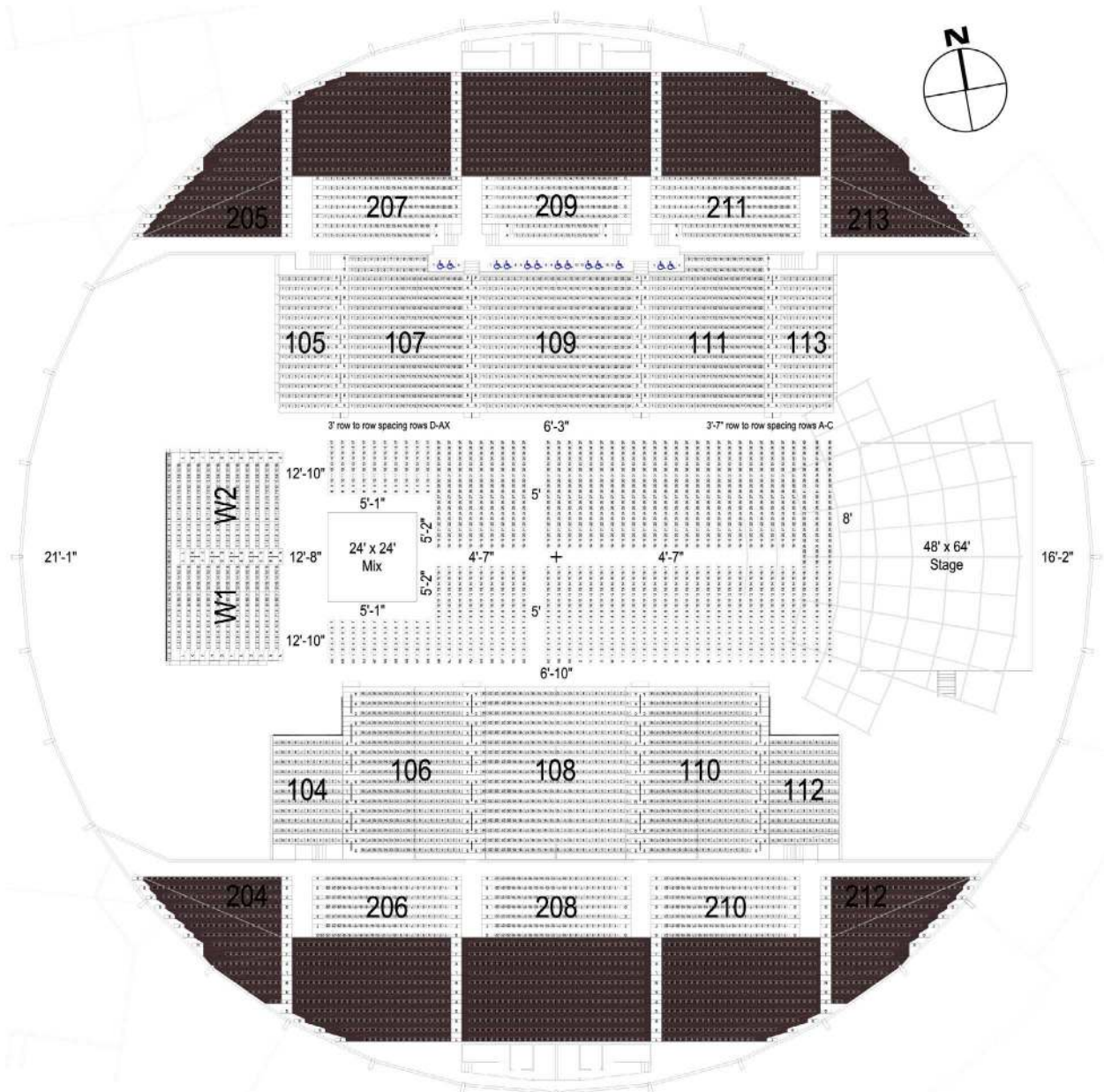
Seating Maps



Section	Capacity	Section	Capacity	Section	Capacity	Section	Capacity	Section	Capacity
104	121	105	112	204	195	205	194	Floor	2007
106	306	107	304	206	428	207	432	Bleachers	514
108	408	109	336	208	495	209	510		
110	306	111	304	210	429	211	433		
112	121	113	112	212	194	213	194		

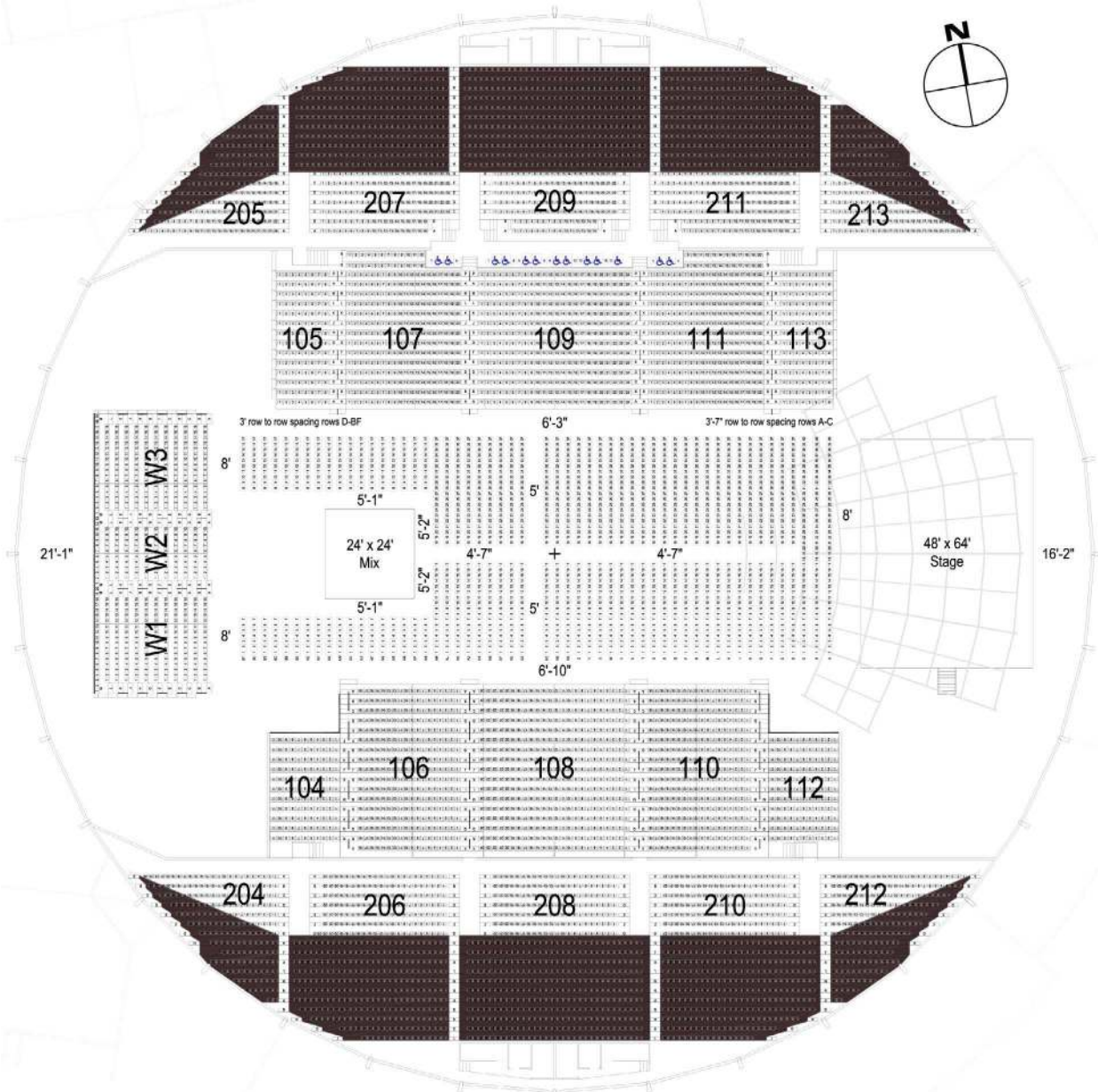
Total 100 Level Seats	2430
Total 200 Level Seats	3504
Total Floor Seats	2007
Total End Bleacher Seats	514
Total:	8455

Brick Breeden Fieldhouse
Montana State University
Bozeman, Montana
End Stage Full House



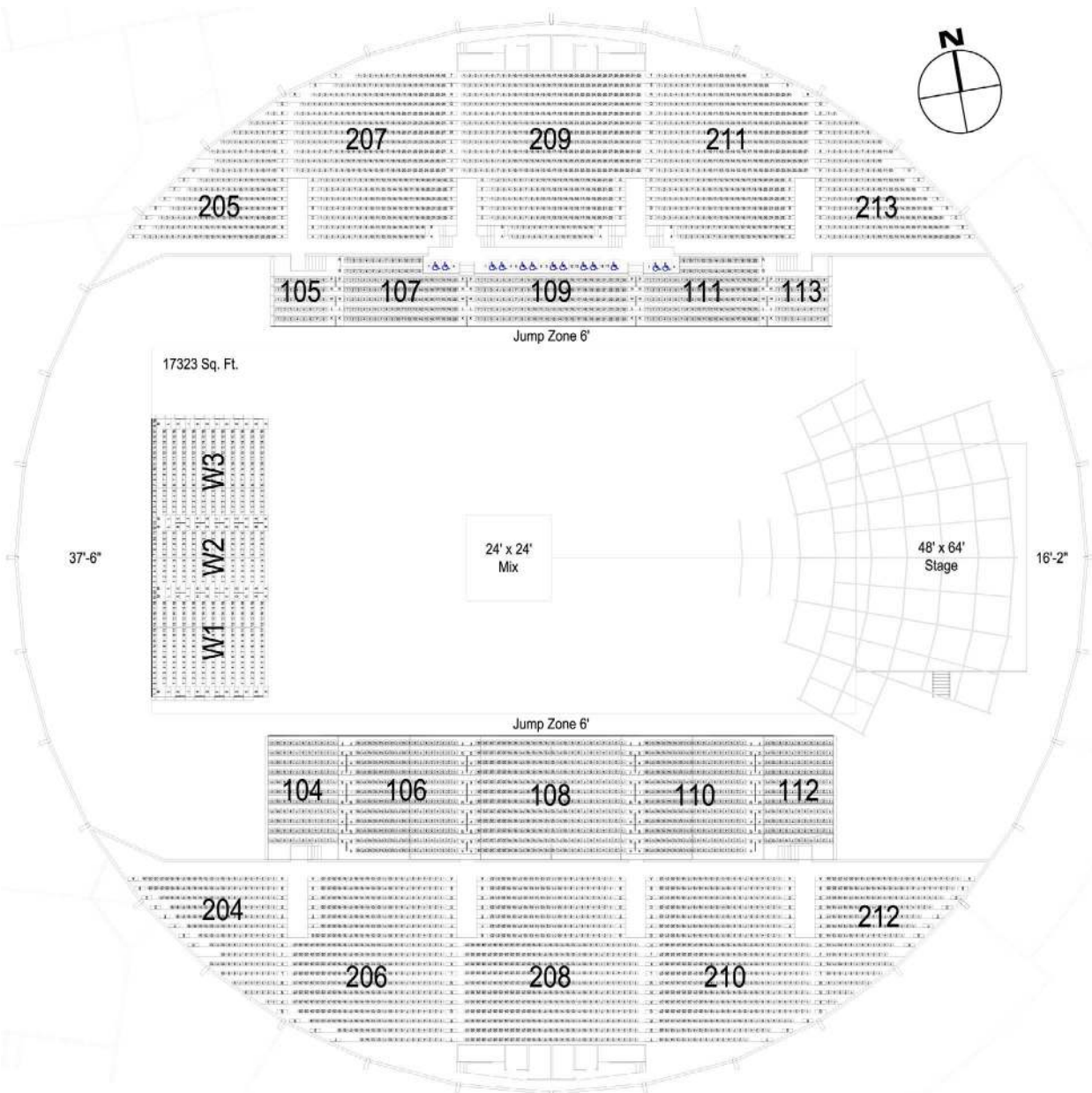
Section	Capacity	Section	Capacity	Section	Capacity	Section	Capacity	Section	Capacity
104	121	105	112	204	0	205	0	Floor	1511
106	306	107	304	206	155	207	153	Bleachers	391
108	408	109	336	208	154	209	140		
110	306	111	304	210	154	211	153		
112	121	113	112	212	0	213	0		

Total 100 Level Seats	2430	Brick Breeden Fieldhouse Montana State University Bozeman, Montana Concert 5200 with 200 Level Curtains
Total 200 Level Seats	909	
Total Floor Seats	1511	
Total End Bleacher Seats	391	
Total:	5241	



Section	Capacity	Section	Capacity	Section	Capacity	Section	Capacity	Section	Capacity
104	121	105	112	204	82	205	82	Floor	1647
106	306	107	304	206	155	207	153	Bleachers	514
108	408	109	336	208	154	209	140		
110	306	111	304	210	154	211	153		
112	121	113	112	212	82	213	82		

Total 100 Level Seats	2430	Brick Breeden Fieldhouse Montana State University Bozeman, Montana Concert 5800 with 200 Level Curtains
Total 200 Level Seats	1237	
Total Floor Seats	1647	
Total End Bleacher Seats	514	
Total:	5828	

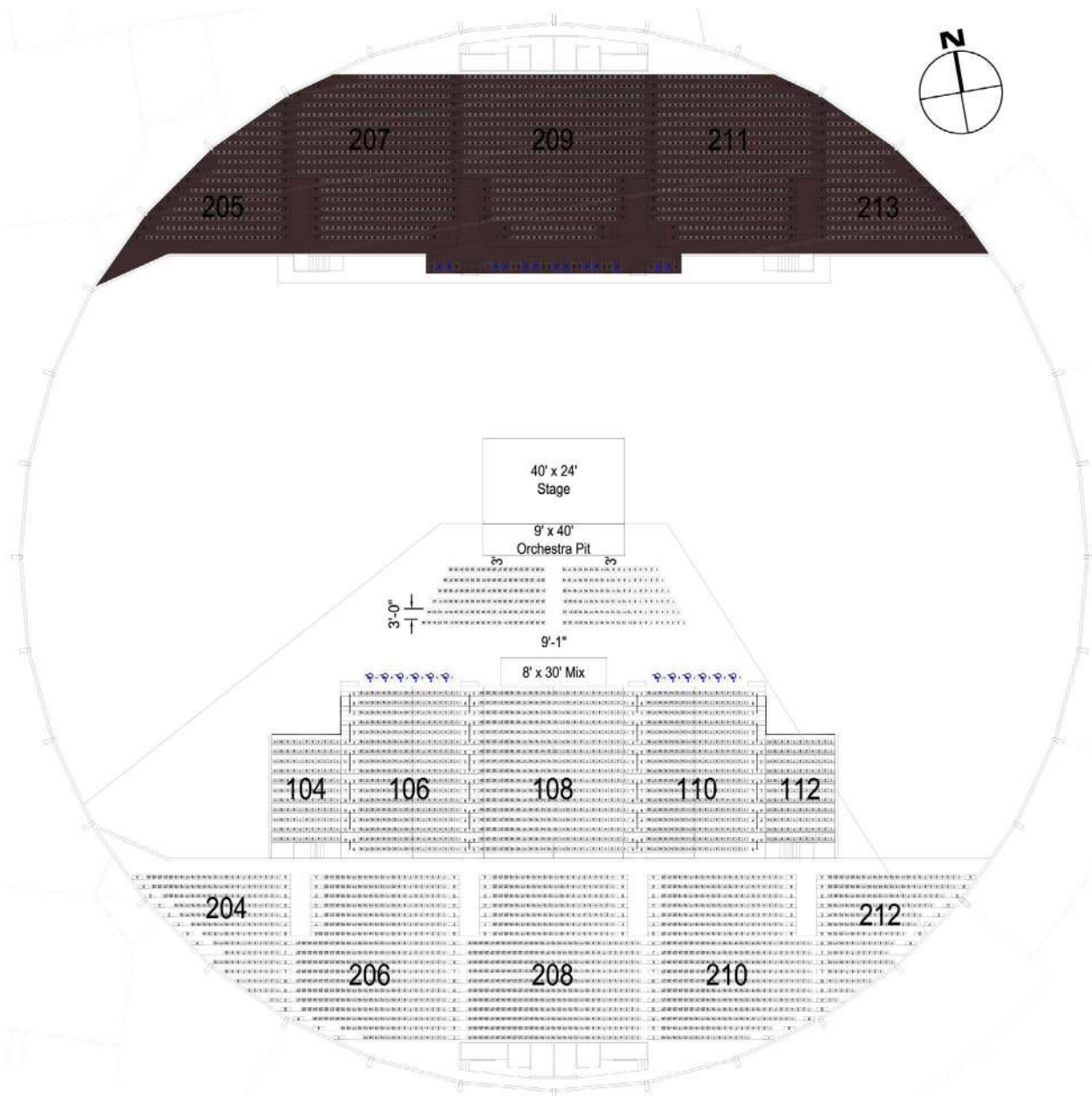


Section	Capacity	Section	Capacity	Section	Capacity	Section	Capacity	Section	Capacity
104	121	105	40	204	195	205	194	Floor	3486
106	216	107	124	206	428	207	432	Bleachers	514
108	288	109	120	208	495	209	510	ADA Floor	See Note
110	216	111	124	210	429	211	433		
112	121	113	40	212	194	213	194		

Note: Add ADA floor seating as required.

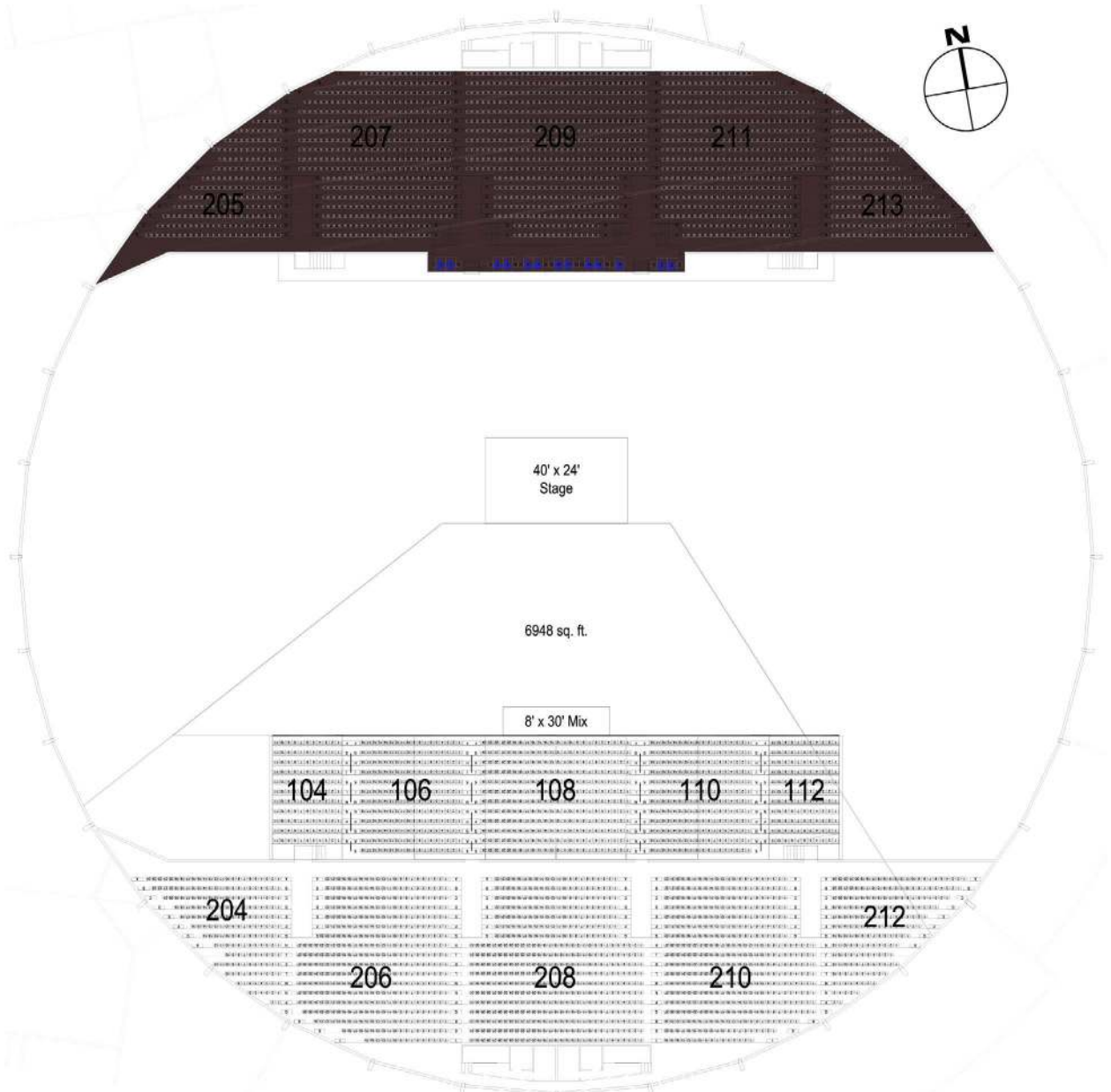
Total 100 Level Seats	1410
Total 200 Level Seats	3504
Total Floor / End Bleacher Seats	4000
Total:	8914

Brick Breeden Fieldhouse
Montana State University
Bozeman, Montana
General Admission Floor



Section	Capacity	Section	Capacity	Section	Capacity	Section	Capacity	Section	Capacity
104	121	105	0	204	195	205	0	Floor	246
106	306	107	0	206	428	207	0	ADA Floor	24
108	408	109	0	208	495	209	0		
110	306	111	0	210	429	211	0		
112	121	113	0	212	194	213	0		

Total 100 Level Seats	1262	Brick Breeden Fieldhouse Montana State University Bozeman, Montana Theatre at the Brick - Broadway Setup
Total 200 Level Seats	1741	
Total Floor Seats	246	
Total ADA Floor	24	
Total:	3273	

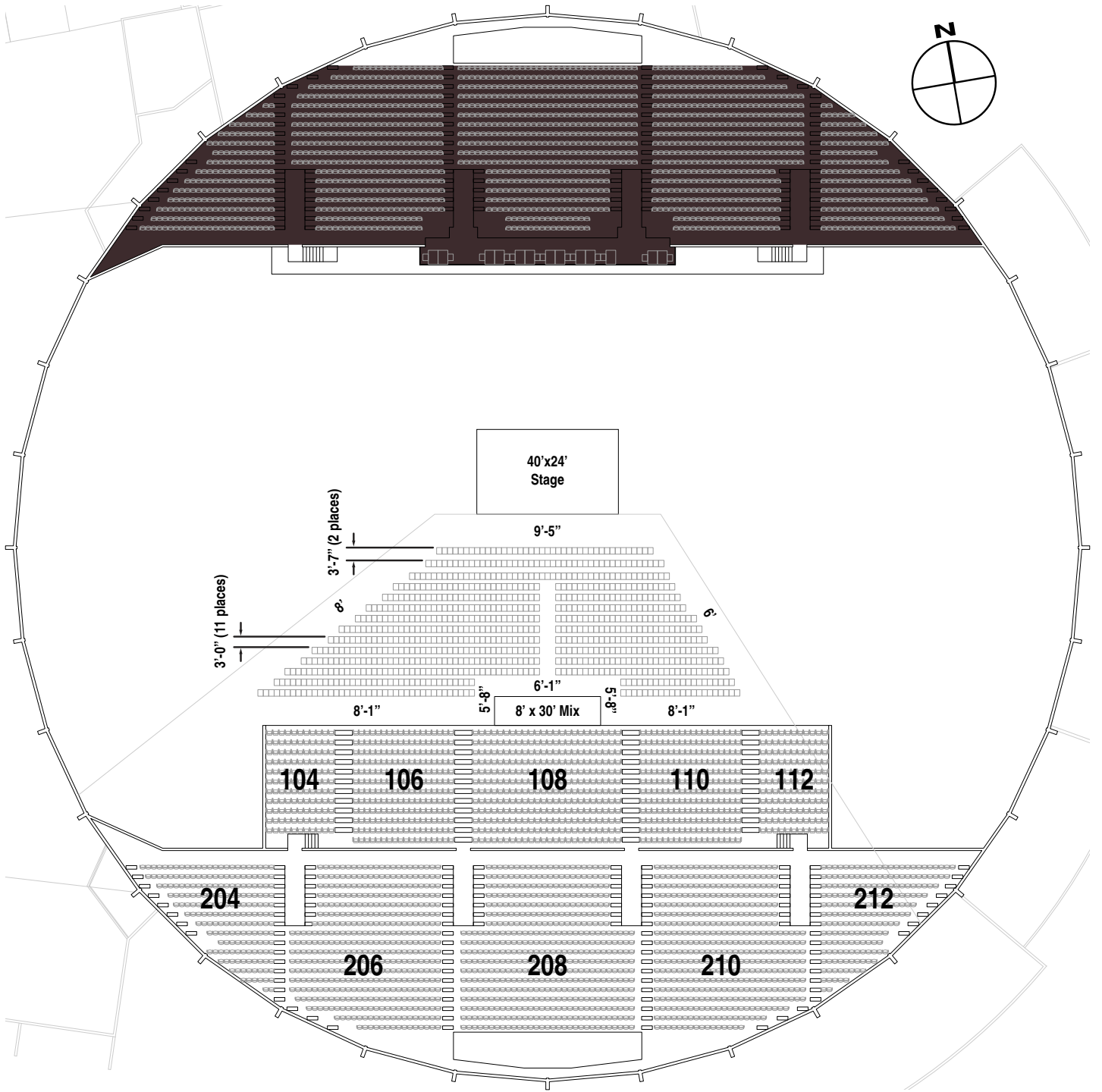


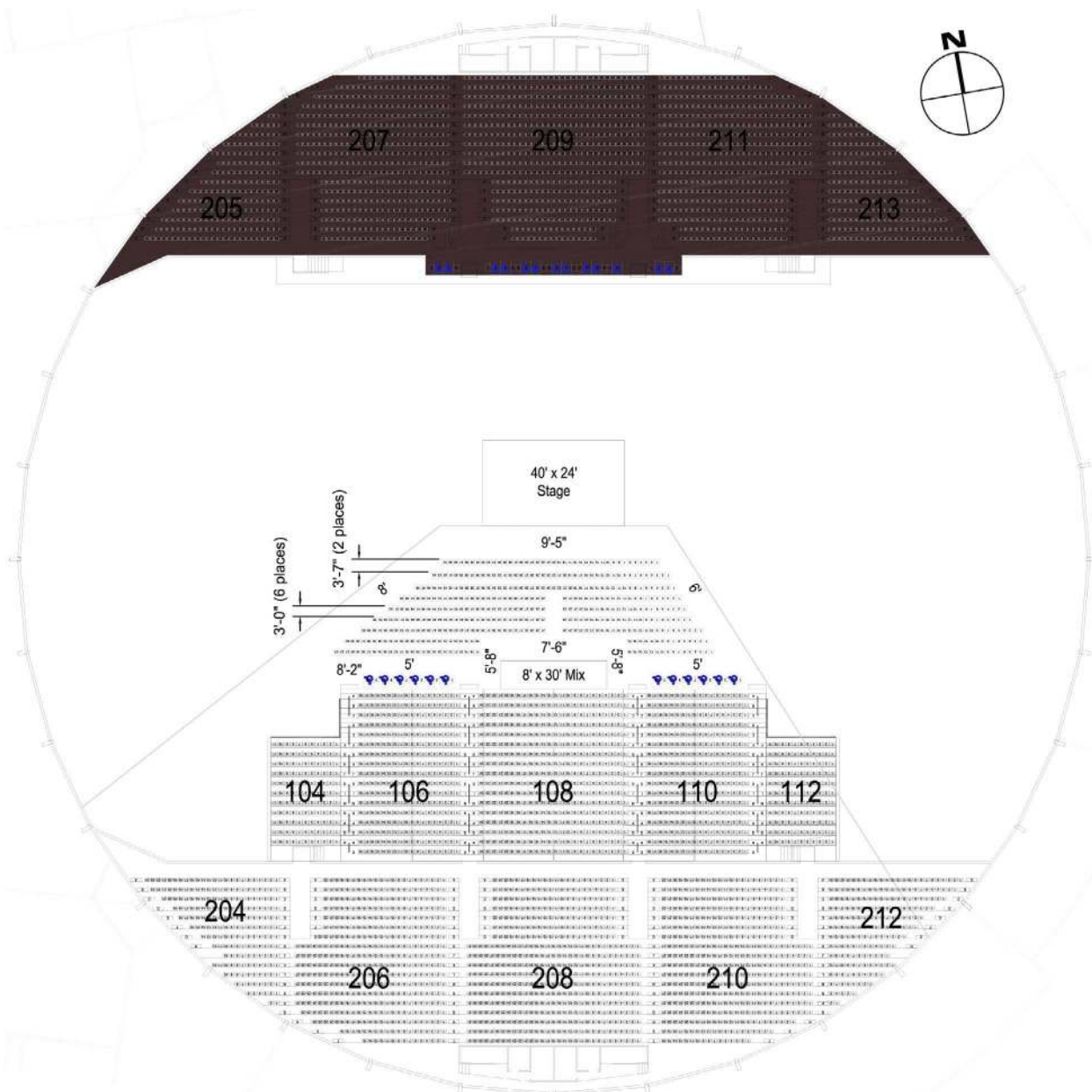
Section	Capacity	Section	Capacity	Section	Capacity	Section	Capacity	Section	Capacity
104	121	105	0	204	195	205	0	Floor	1000
106	216	107	0	206	428	207	0	ADA Floor	See Note
108	288	109	0	208	495	209	0		
110	216	111	0	210	429	211	0		
112	121	113	0	212	194	213	0		

Note: Add ADA floor seating as required.

Total 100 Level Seats	962
Total 200 Level Seats	1741
Total Floor Seats	1000
Total ADA Floor Seats	See Note
Total:	3703

Brick Breeden Fieldhouse
Montana State University
Bozeman, Montana
Theatre at the Brick - Partial Pull - GA Floor



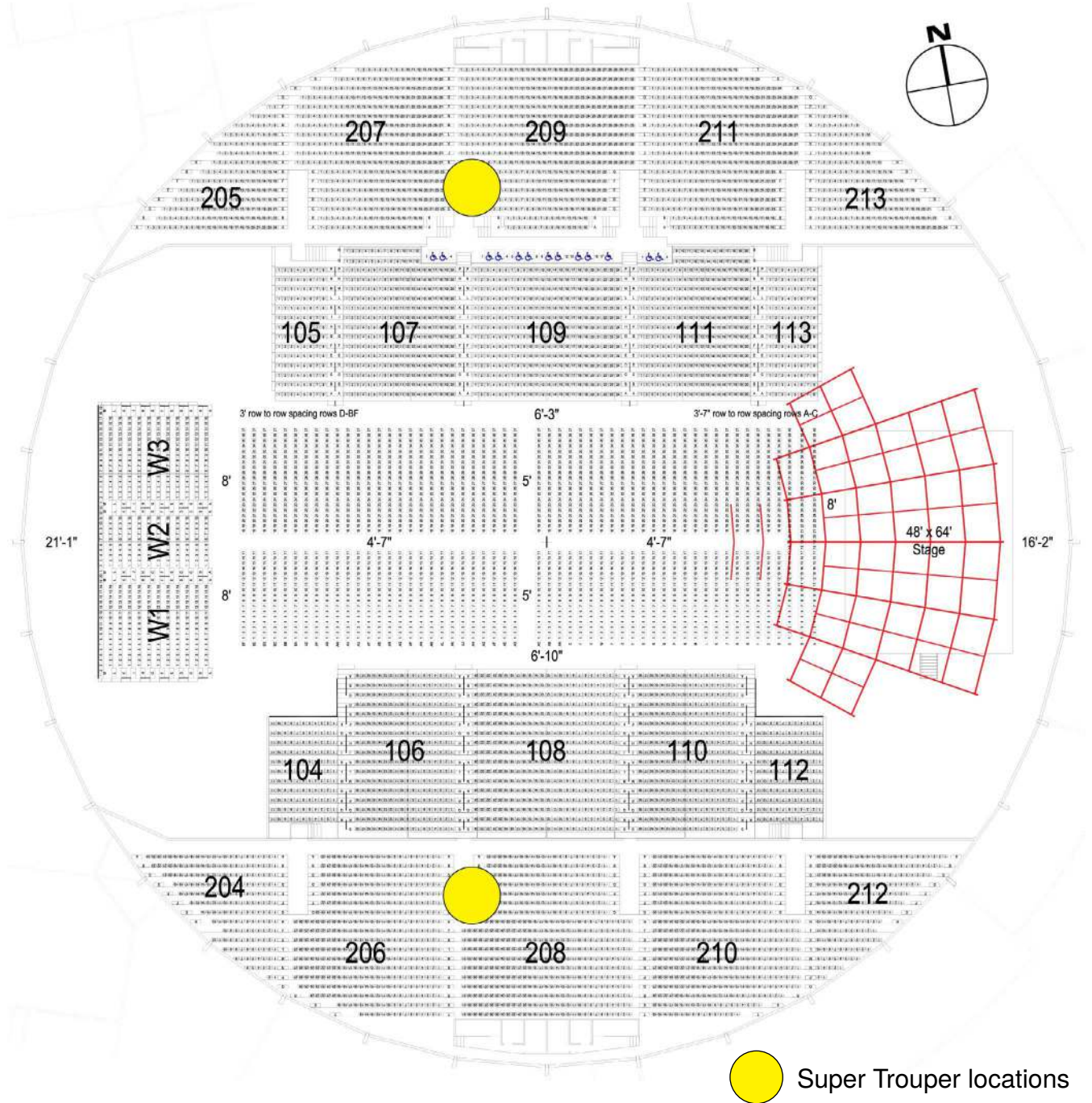


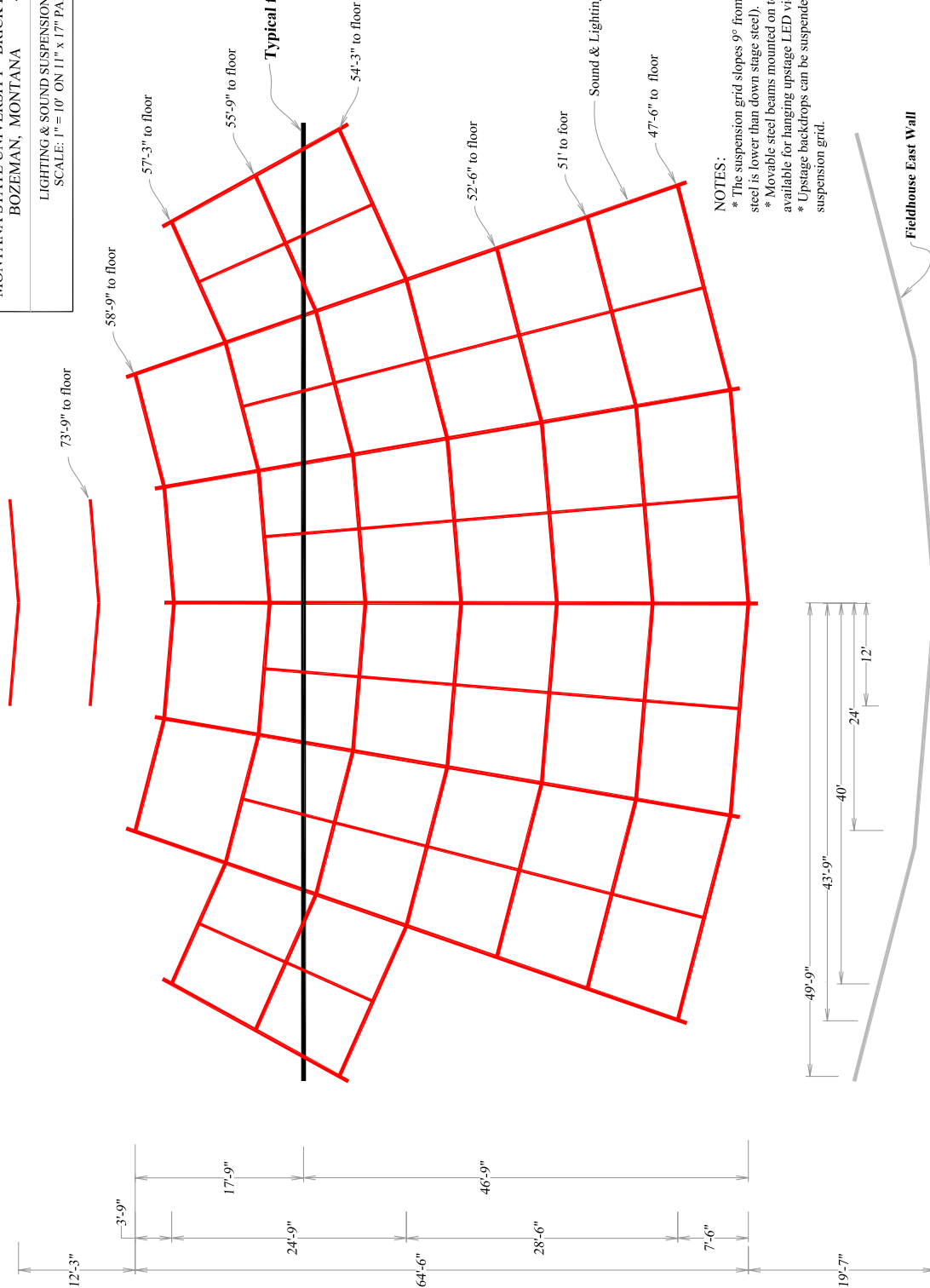
Section	Capacity	Section	Capacity	Section	Capacity	Section	Capacity	Section	Capacity
104	121	105	0	204	195	205	0	Floor	432
106	306	107	0	206	428	207	0	ADA Floor	24
108	408	109	0	208	495	209	0		
110	306	111	0	210	429	211	0		
112	121	113	0	212	194	213	0		

Total 100 Level Seats	1262
Total 200 Level Seats	1741
Total Floor Seats	432
Total ADA Floor Seats	24
Total:	3459

Brick Breenen Fieldhouse
Montana State University
Bozeman, Montana
Theatre at the Brick - Reserve Seats

Rigging







NOTES:

- * The suspension grid slopes 9° from upstage to downstage (upstage steel is lower than down stage steel).
- * Movable steel beams mounted on top of suspension grid are available for hanging upstage LED video screens.
- * Upstage backdrops can be suspended from wood beams east of the suspension grid.

Theatre at the Brick - Rigging Photos





Services

Guest Services:

- Ushers and ticket takers are provided in house.
- Police services are provided through the Montana State University Police Department.
- Crowd Control and peer security are provided through Starplex/Crowd Management Services
- Medical services are provided through AMR

Catering:	Catering is in-house through an exclusive agreement with University Catering.
Rigging:	Exclusive rigging contract with Black Box Designs.
Stagehands:	Stagehand services are non-union.
Ticketing:	Operation of the ticket office is in-house through an exclusive ticketing agreement with TicketsWest.
Concessions/ Merchandise:	Operated through an exclusive agreement with University Food Services.

Building Contacts

Asst. Ticketing:	Rick Droski	richard.droski@montana.edu	406-994-5556
Booking:	Duane Morris	dmorris@montana.edu	406-994-1831
Catering:	Katy Grassel	kgrassel@montana.edu	406-994-5271
Director:	Melanie Stocks	mstocks@montana.edu	406-994-6997
Finance:	Sandy Taylor	sltaylor@montana.edu	406-994-5593
Guest Services:	Andy Shepardson	andrew.shepardson@montana.edu	406-994-4601
Merchandise:	Ron Perrin	rperrin@montana.edu	406-994-7741
Operations:	Chris Hayden	christopher.hayden@montana.edu	406-994-4238
Security:	Austin Schnizler	aschnizler@cmsprotectsfun.com	406-256-2480
Tech/Production:	Lucas Bergert	lucas.bergert@montana.edu	406-994-5699
Ticketing:	Michelle Cook	michelle.cook1@montana.edu	406-994-6437


Equipment/Power

- 102 Stageright decks - 4' x 8'. Maximum size of 80' x 40' with height adjustable from 36"-54".
- 64' of CC-500 Stageright barricade featuring add on steps for security personnel and connecting bar.
- 2350 portable Clarin folding and interlocking chairs.
- Spotlights:
 - (2) Xenon 2KW Super Troopers (available only in full house set)
 - (2) Lycian 1.2 Long Throw
 - (10) Clear Com Set
- (2) Sanyo 15,000 lumen 2k digital projectors (Model Number: PLC-HF15000L)
- (2) Da-Lite 12'x21' front or rear projection screens
- 1,100 amp 3 phase service available on east wall of Arena; 30' from upstage center for full house concerts. For theater set shows 300 Amps 4 phase services is available immediately at stage left, an additional 800 amps available within 125' of stage.
- Forklift - Nissan at 4050 lift capacity and 187" maximum height.

General Photos

Theatre at the Brick







Fieldhouse



